

City of Casper, Wyoming
All Funds Budget Comparison
For Fiscal Year 2023 as of October 31, 2022
33.33 % OF THE FISCAL YEAR HAS ELAPSED

Fund	REVENUES		EXPENDITURES		Anticipated Year-End Net Income (Shortfall)
	Revised Budget	Year To Date	Revised Budget	Year To Date	
General Fund	\$ 51,941,377	\$ 13,225,699	\$ 58,211,171	\$ 22,813,865	\$ (6,269,794)
Opportunities Fund	99,132	25,724	1,189,512	1,403	(1,090,380)
Perpetual Care Fund	340,669	111,555	330,736	99,233	9,933
Debt Service Fund	5,065,260	4,980,124	489,618	104	4,575,642
Metro Animal Fund	1,476,303	263,277	1,647,955	389,334	(171,652)
River Fund	7,314,053	460,726	7,278,550	8,940	35,503
CARES Act Funding	-	-	74,250	71,750	(74,250)
Weed & Pest Fund	802,897	30,454	725,615	115,089	77,282
Special Fire Assistance Fund	461,072	8,558	461,073	10,198	(1)
Revolving Land Fund	1,730,849	2,510	690,295	8,955	1,040,554
Police Grants Fund	222,509	117,796	222,509	74,447	-
Public Transit Fund	4,285,879	498,515	4,403,441	821,512	(117,562)
Metropolitan Planning	1,549,960	129,673	1,561,668	252,483	(11,708)
Public Safety Communications	2,933,431	1,103,533	3,098,591	1,007,869	(165,160)
Redevelopment Loan Fund	63,157	59,892	63,157	59,892	-
Capital Projects Fund	25,321,490	3,588,419	43,708,188	4,451,761	(18,386,698)
Water Distribution Fund	15,285,221	7,765,693	21,379,222	6,416,009	(6,094,001)
Water Treatment Plant Ops Fund	3,830,789	1,629,896	3,830,789	1,636,860	-
Sewer Fund	6,942,876	2,245,609	10,128,845	2,243,412	(3,185,969)
Wastewater Treatment Plant	14,673,016	2,245,934	17,379,204	3,094,096	(2,706,188)
Refuse Collection Fund	10,056,082	2,825,627	11,060,767	2,921,916	(1,004,685)
Balefill Fund	8,760,010	2,421,271	17,162,184	3,461,977	(8,402,174)
Aquatics Fund	1,224,376	489,834	1,224,376	443,367	-
Golf Course Fund	958,000	558,969	1,072,314	374,801	(114,314)
Ice Arena Fund	595,453	203,316	595,453	185,893	-
Recreation Center Fund	1,217,324	425,552	1,217,324	425,084	-
Hogadon Fund	1,015,949	231,155	1,030,949	242,155	(15,000)
Ford Wyoming Center Fund	1,069,384	329,616	1,134,354	390,953	(64,970)
Parking Fund	16,977	4,312	50,587	13,492	(33,610)
Fleet Maintenance Fund	3,417,927	1,337,739	3,417,927	1,189,236	-
Buildings and Structures Fund	1,541,399	508,346	1,555,914	479,638	(14,515)
Health Insurance Fund	25,576	11,877	417,324	77,620	(391,748)
Property Insurance Fund	2,612,012	816,419	2,366,989	1,823,606	245,023
Total	\$ 176,850,409	\$ 48,657,617	\$ 219,180,851	\$ 55,606,949	\$ (42,330,442)

City of Casper, Wyoming
All Funds Statement of Revenues
For Fiscal Year 2023 as of October 31, 2022
33.33 % OF THE FISCAL YEAR HAS ELAPSED

Fund	Adopted Budget	Changes and Amendments	Revised Budget	Current Year To Date	Current Year % of Budget
General Fund	\$ 51,926,377	\$ 15,000	\$ 51,941,377	\$ 13,225,699	25%
Opportunities Fund	99,132	-	99,132	25,724	26%
Perpetual Care Fund	340,669	-	340,669	111,555	33%
Debt Service Fund	108,788	4,956,472	5,065,260	4,980,124	98%
Metro Animal Fund	1,476,303	-	1,476,303	263,277	18%
River Fund	6,977,762	336,291	7,314,053	460,726	6%
CARES Act Funding	-	-	-	-	
Weed & Pest Fund	802,897	-	802,897	30,454	4%
Special Fire Assistance Fund	310,911	150,161	461,072	8,558	2%
Revolving Land Fund	1,730,849	-	1,730,849	2,510	0%
Police Grants Fund	222,509	-	222,509	117,796	53%
Public Transit Fund	3,258,798	1,027,081	4,285,879	498,515	12%
Metropolitan Planning	1,439,416	110,544	1,549,960	129,673	8%
Public Safety Communications	2,933,431	-	2,933,431	1,103,533	38%
Redevelopment Loan Fund	63,157	-	63,157	59,892	95%
Capital Projects Fund	23,229,487	2,092,003	25,321,490	3,588,419	14%
Water Distribution Fund	15,285,221	-	15,285,221	7,765,693	51%
Water Treatment Plant Ops Fund	3,830,789	-	3,830,789	1,629,896	43%
Sewer Fund	6,942,876	-	6,942,876	2,245,609	32%
Wastewater Treatment Plant	6,993,641	7,679,375	14,673,016	2,245,934	15%
Refuse Collection Fund	10,056,082	-	10,056,082	2,825,627	28%
Balefill Fund	8,349,686	410,324	8,760,010	2,421,271	28%
Aquatics Fund	1,224,376	-	1,224,376	489,834	40%
Golf Course Fund	958,000	-	958,000	558,969	58%
Ice Arena Fund	595,453	-	595,453	203,316	34%
Recreation Center Fund	1,217,324	-	1,217,324	425,552	35%
Hogadon Fund	1,015,949	-	1,015,949	231,155	23%
Ford Wyoming Center Fund	992,219	77,165	1,069,384	329,616	31%
Parking Fund	16,977	-	16,977	4,312	25%
Fleet Maintenance Fund	3,417,927	-	3,417,927	1,337,739	39%
Buildings and Structures Fund	1,541,399	-	1,541,399	508,346	33%
Health Insurance Fund	25,576	-	25,576	11,877	46%
Property Insurance Fund	2,612,012	-	2,612,012	816,419	31%
Total	\$ 159,995,993	\$ 16,854,416	\$ 176,850,409	\$ 48,657,617	28%

City of Casper, Wyoming
All Funds Statement of Expenditures
For Fiscal Year 2023 as of October 31, 2022
33.33 % OF THE FISCAL YEAR HAS ELAPSED

Fund	Adopted Budget	Carry-over Encumbrances and Amendments	Current Year Budget	Current Year To Date	Current Year % of Budget
General Fund	\$ 51,926,377	\$ 6,284,794	\$ 58,211,171	\$ 22,813,865	39%
Opportunities Fund	1,189,512	-	1,189,512	1,403	0%
Perpetual Care Fund	330,736	-	330,736	99,233	30%
Debt Service Fund	124,912	364,706	489,618	104	0%
Metro Animal Fund	1,647,955	-	1,647,955	389,334	24%
River Fund	6,873,510	405,040	7,278,550	8,940	0%
CARES Act Funding	-	74,250	74,250	71,750	97%
Weed & Pest Fund	725,615	-	725,615	115,089	16%
Special Fire Assistance Fund	310,911	150,162	461,073	10,198	2%
Revolving Land Fund	690,150	145	690,295	8,955	1%
Police Grants Fund	222,509	-	222,509	74,447	33%
Public Transit Fund	3,258,798	1,144,643	4,403,441	821,512	19%
Metropolitan Planning	1,439,416	122,252	1,561,668	252,483	16%
Public Safety Communications	2,824,562	274,029	3,098,591	1,007,869	33%
Redevelopment Loan Fund	63,157	-	63,157	59,892	95%
Capital Projects Fund	26,625,600	17,082,588	43,708,188	4,451,761	10%
Water Distribution Fund	16,694,218	4,685,004	21,379,222	6,416,009	30%
Water Treatment Plant Ops Fund	3,830,789	-	3,830,789	1,636,860	43%
Sewer Fund	8,044,584	2,084,261	10,128,845	2,243,412	22%
Wastewater Treatment Plant	7,438,806	9,940,398	17,379,204	3,094,096	18%
Refuse Collection Fund	9,720,097	1,340,670	11,060,767	2,921,916	26%
Balefill Fund	8,161,755	9,000,429	17,162,184	3,461,977	20%
Aquatics Fund	1,224,376	-	1,224,376	443,367	36%
Golf Course Fund	1,070,907	1,407	1,072,314	374,801	35%
Ice Arena Fund	595,453	-	595,453	185,893	31%
Recreation Center Fund	1,217,324	-	1,217,324	425,084	35%
Hogadon Fund	1,015,949	15,000	1,030,949	242,155	23%
Ford Wyoming Center Fund	992,219	142,135	1,134,354	390,953	34%
Parking Fund	48,729	1,858	50,587	13,492	27%
Fleet Maintenance Fund	3,417,927	-	3,417,927	1,189,236	35%
Buildings and Structures Fund	1,541,399	14,515	1,555,914	479,638	31%
Health Insurance Fund	417,324	-	417,324	77,620	19%
Property Insurance Fund	2,244,711	122,278	2,366,989	1,823,606	77%
Total	\$ 165,930,287	\$ 53,250,564	\$ 219,180,851	\$ 55,606,949	25%

City of Casper, Wyoming
Summary of Cash, Investments, Other Monetary Assets and Working Capital

For Fiscal Year 2023 as of October 31, 2022
33.33 % OF THE FISCAL YEAR HAS ELAPSED

	Cash and Investments			Working Capital			
	Cash	Investments	Market Adjustments	Total	Current Assets	Current Liabilities	Total
General Fund	\$ 3,539,754	\$ 21,724,907	\$ -	\$ 25,264,661	\$ 1,552,957	\$ (5,785,624)	\$ 21,031,994
Capital Projects Funds							
Opportunities Fund	133,600	6,617,538	-	6,751,138	-	-	6,751,138
Capital Projects Fund	515,137	46,118,813	-	46,633,950	54,591	(793,883)	45,894,659
Trust & Agency Funds							
Perpetual Care Fund	670,360	28,973,781	-	29,644,141	-	-	29,644,141
Metro Animal Fund	251,610	541,037	-	792,647	65,868	(63,846)	794,670
River Fund	978,166	100,124	-	1,078,291	-	(227,924)	850,367
CARES Act Funding	37,848	12,242,707	-	12,280,556	-	(1,187,369)	11,093,186
Public Safety Communications	596,580	-	-	596,580	353,961	(165,631)	784,909
Health Insurance Fund	123,406	3,344,992	-	3,468,398	-	(64,454)	3,403,944
Debt Service Funds	217,289	5,540,399	-	5,757,687	(14,489)	(116,164)	5,627,034
Special Revenue Funds							
Weed & Pest Fund	194,834	784,422	-	979,256	-	(28,719)	950,537
Special Fire Assistance Fund	21,228	-	-	21,228	-	(1,640)	19,588
Revolving Land Fund	109,716	706,907	-	816,623	-	-	816,623
Police Grants Fund	49,058	-	-	49,058	19,642	(6,595)	62,105
Public Transit Fund	(1,604,962)	-	-	(1,604,962)	427,715	(96,904)	(1,274,151)
Metropolitan Planning	149,448	-	-	149,448	153,507	(123,253)	179,703
Redevelopment Loan Fund	100,937	-	-	100,937	4,027	(4,027)	100,937
Utility Enterprise Funds							
Water Distribution Fund	1,120,100	18,229,058	-	19,349,158	1,696,898	(485,316)	20,560,740
Water Treatment Plant Ops Fund	(181,988)	-	-	(181,988)	365,488	(223,944)	(40,444)
Sewer Fund	794,183	6,279,610	-	7,073,793	621,596	(510,241)	7,185,148
Wastewater Treatment Plant	640,591	12,025,937	-	12,666,528	814,345	(1,732,394)	11,748,479
Refuse Collection Fund	427,664	3,161,583	-	3,589,247	712,651	(275,837)	4,026,061
Balefill Fund	121,830	11,864,140	-	11,985,971	297,599	(352,380)	11,931,190
Parks & Recreation Enterprise Funds							
Aquatics Fund	440	-	-	440	-	(45,580)	(45,140)
Golf Course Fund	715,369	-	-	715,369	35,575	(39,701)	711,243
Ice Arena Fund	650	-	-	650	18,733	(16,742)	2,641
Recreation Center Fund	500	-	-	500	2,324	(74,082)	(71,258)
Hogadon Fund	-	-	-	-	57,025	(33,787)	23,238
Ford Wyoming Center Fund	374,986	-	-	374,986	15,485	(427,585)	(37,114)
Other Enterprise Funds - Parking	3,341	145,082	-	148,423	1,004	-	149,426
Internal Service Funds							
Fleet Maintenance Fund	487,452	-	-	487,452	192,813	(291,598)	388,667
Buildings and Structures Fund	406,818	-	-	406,818	14,514	(50,155)	371,178
Property Insurance Fund	(704,496)	-	-	(704,496)	26,840	(55,664)	(733,321)
	\$ 10,291,450	\$ 178,401,039	\$ -	\$ 188,692,489	\$ 7,490,669	\$ (13,281,038)	\$ 182,902,120

City of Casper, Wyoming
Summary of Cash and Investments
For Fiscal Year 2023 as of October, 31 2022

Bank Accounts

Petty Cash	\$ 14,037
Petty Cash	2,030
Concentration	6,644,031
Expense Checking	(91,005)
Customer Refund	1,392
Court Bonds	202,937
CEC Show Account	277,585
Police Evidence Account	83,537
Firehouse Redevelopment	-
Outgoing EFT	50,000
Total Cash	<u>\$ 7,184,542</u>

Investments

General Fund	\$ 21,724,907
Opportunities Fund	6,617,538
Perpetual Care Fund	28,973,781
Debt Service Fund	5,540,399
Metro Animal Fund	541,037
River Fund	100,124
CARES Act Funding	12,242,707
Weed & Pest Fund	784,422
Revolving Land Fund	706,907
Capital Projects Fund	46,118,813
Water Distribution Fund	18,229,058
Sewer Fund	6,279,610
Wastewater Treatment Plant	12,025,937
Refuse Collection Fund	3,161,583
Balefill Fund	11,864,140
Parking Fund	145,082
Health Insurance Fund	3,344,992
Total Investments	<u>\$ 178,401,039</u>

Other Assets

General Fund	
Notes/Loans Receivable	\$ 693,500
Opportunities Fund	
Notes/Loans Receivable	294,892
Perpetual Care Fund	
Notes/Loans Receivable	898,735
Debt Service Fund	
Notes/Loans Receivable	-
Penalty Receivable	5,406
Principal Receivable	111,429
Redevelopment Loan Fund	
Notes/Loans Receivable	164,000
Capital Projects Fund	
Notes/Loans Receivable	93,079
Total Other Assets	<u>\$ 2,261,041</u>

City of Casper, Wyoming
General Fund Balance Sheet
For Fiscal Year 2023 as of October 31, 2022
33.33 % OF THE FISCAL YEAR HAS ELAPSED

	General Fund
ASSETS	
Current Assets	
Cash	\$ 3,539,754
Investments	21,724,907
Market Adjustments	-
Inventory	86,444
Grants Receivable	-
Loans Receivable	693,500
Accounts Receivable	1,442,519
Prepaid Expenses	23,994
Total Current Assets	27,511,117
Total Assets	\$ 27,511,117
LIABILITIES	
Current Liabilities	
Accounts Payable	\$ 1,399,211
Accrued Wages and Benefits Payable	1,083,951
Deferred Revenue	99,988
Held in Trust - Surety Bonds	3,202,474
Total Current Liabilities	5,785,624
Non-Current Liabilities	
Funds Held in Trust	9,311
Total Non-Current Liabilities	9,311
Total Liabilities	\$ 5,794,935
NET POSITION	
Unrestricted	\$ 21,716,182
Total Net Position	\$ 21,716,182

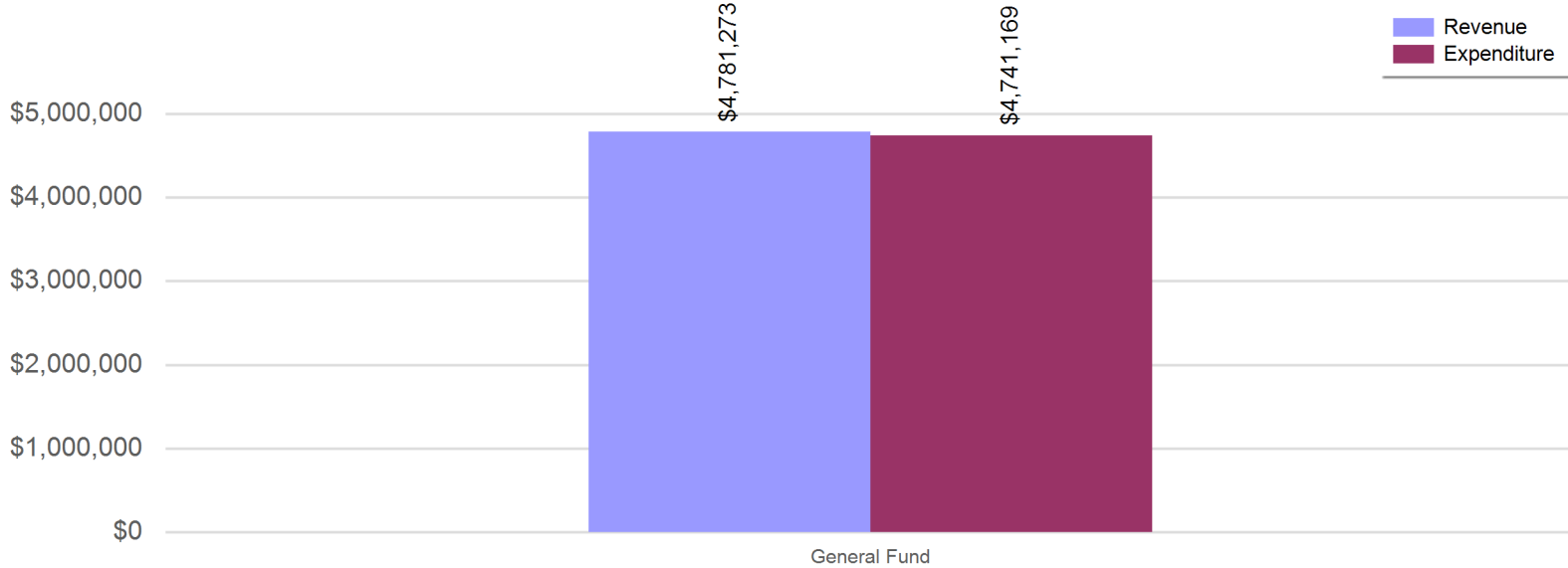
City of Casper, Wyoming General Fund Revenue Expenditure Comparison

For Fiscal Year 2023 as of October 31, 2022
33.33 % OF THE FISCAL YEAR HAS ELAPSED

General Fund YTD Revenue and Expenditure Comparison



General Fund MTD Revenue and Expenditure Comparison



City of Casper, Wyoming
General Fund Statement of Expenditures

For Fiscal Year 2023 as of October 31, 2022

33.33 % OF THE FISCAL YEAR HAS ELAPSED

Organization	Revised Budget	Current Year To Date	Current Year % of Budget
General Fund Revenue	\$ 75,960	\$ 11,898	16%
General Fund Transfers Out	10,493,619	6,680,368	64%
City Council	300,603	92,978	31%
City Manager	981,506	311,224	32%
City Clerk	460,149	156,166	34%
Social Community Services	1,341,981	521,809	39%
Municipal Court	762,304	263,679	35%
City Attorney	734,721	249,434	34%
Human Resources	819,106	294,733	36%
City Hall	425,472	138,664	33%
Marathon Building	19,110	4,047	21%
Miller St. Dormitory	43,883	14,108	32%
City Center Building	77,917	23,867	31%
Ash Street Building	29,522	5,737	19%
Casper Business Center	79,672	42,117	53%
Information Services	1,987,722	717,214	36%
Finance	853,855	307,701	36%
Customer Service	846,512	290,491	34%
Engineering	890,375	326,291	37%
Streets	3,449,733	884,367	26%
Traffic Control	795,084	180,139	23%
Community Development Planning	1,484,391 -	465,396 241	31%
Police Administration	16,216,977	5,487,738	34%
Police Career Services	430,000	120,539	28%
Police Investigations	42,000	9,034	22%
Fire-EMS Administration	10,141,939	3,562,733	35%
Fire-EMS Operations	737,486	286,148	39%
Fire-EMS Training	132,750	55,791	42%
Fire-EMS Prevent & Inspect	50,903	6,356	12%
Parks - Athletic Maint.	474,962	139,336	29%
Parks - Parks Maint.	1,869,107	718,781	38%
Parks - Urban Forestry	21,234	5,952	28%
Parks - Special Areas	139,700	76,929	55%
Cemetery	501,192	190,975	38%
Ft. Caspar Museum	499,724	170,884	34%
Total	\$ 58,211,171	\$ 22,813,865	39%

City of Casper, Wyoming
General Fund Statement of Revenues and Expenditures
For Fiscal Year 2023 as of October 31, 2022
33.33 % OF THE FISCAL YEAR HAS ELAPSED

	<u>Revised Budget</u>	<u>Current Year To Date</u>	<u>Current Year % of Budget</u>
Revenues:			
General Property Tax	\$ 5,368,052	\$ 193,518	3.60%
Licences and Permits	5,845,236	1,020,753	17.46%
Automobile Tax	1,547,309	1,362,273	88.04%
Cigarette Tax	229,339	57,873	25.23%
Direct Distribution	4,658,159	2,329,079	50.00%
Federal Grants	5,000	-	0.00%
Gaming Revenue	1,000,000	659,987	66.00%
Gasoline Tax	1,281,528	346,646	27.05%
Intergovernmental User Charges	34,057	1,000	2.94%
Mineral Royalites Tax	2,073,642	529,942	25.56%
Municipal Share of State Sales	20,402,721	4,026,378	19.73%
Severance Tax	2,067,465	527,759	25.53%
Special Fuels Tax	583,234	175,412	30.08%
Goods and Svcs Rev	4,443,110	1,159,295	26.09%
Fines and Forfeits	1,285,000	406,115	31.60%
Misc Revenue	1,099,715	423,731	38.53%
Loan Receipts	16,576	5,525	33.33%
Transfers In	1,234	411	33.33%
Total Revenues	\$ 51,941,377	\$ 13,225,699	25.46%
	<u>Revised Budget</u>	<u>Current Year To Date</u>	<u>Current Year % of Budget</u>
Expenditures:			
Personnel Services	\$ 33,924,367	\$ 11,885,013	35.03%
Materials & Supplies	3,967,167	1,043,566	26.31%
Contractual Services	5,222,153	1,504,169	28.80%
Capital Outlay	46,714	5,468	11.71%
Transfers Out	10,493,619	6,667,990	63.54%
Other Costs	3,521,118	1,247,948	35.44%
Utility Expense	1,036,033	459,710	44.37%
Total Expenditures	\$ 58,211,171	\$ 22,813,865	39.19%
Net Revenue (Shortfall)	\$ (6,269,794)	\$ (9,588,166)	-13.73%

City of Casper, Wyoming
General Fund Summary of Cash and Investments
For Fiscal Year 2023 as of October 31, 2022
33.33 % OF THE FISCAL YEAR HAS ELAPSED

Cash	\$	3,539,754
Investments		21,724,907
	\$	<u>25,264,661</u>

City of Casper, Wyoming General Fund Summary of Revenues and Expenditures

For Fiscal Year 2023 as of October 31, 2022

33.33 % OF THE FISCAL YEAR HAS ELAPSED

Year To Date Revenues
\$13,225,699

- General Property Tax -\$193,518
- Licences and Permits-\$1,020,753
- Automobile Tax -\$1,382,273
- Cigarette Tax -\$57,873
- Direct Distribution -\$2,329,079
- Federal Grants -\$0
- Gaming Revenue -\$659,987
- Gasoline Tax -\$346,646
- Intergovernmental User Charges-\$1,000
- Mineral Royalties Tax -\$529,942
- Municipal Share of State Sales-\$4,026,378
- Severance Tax -\$527,759
- Special Fuels Tax -\$175,412
- Goods and Svcs Rev-\$1,159,295
- Fines and Forfeits-\$406,115
- Misc Revenue-\$423,731
- Loan Receipts -\$5,525
- Transfers In -\$411



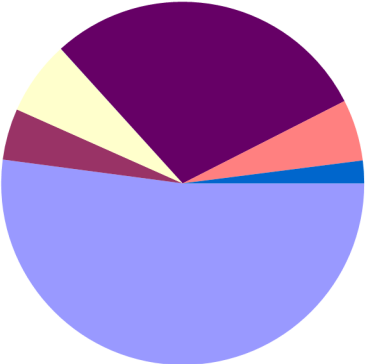
Month To Date Revenues
\$4,781,273

- General Property Tax -\$153,991
- Licences and Permits-\$415,607
- Automobile Tax -\$254,346
- Cigarette Tax -\$19,323
- Direct Distribution -\$0
- Federal Grants -\$0
- Gaming Revenue -\$99,410
- Gasoline Tax -\$127,469
- Intergovernmental User Charges-\$1,000
- Mineral Royalties Tax -\$529,942
- Municipal Share of State Sales-\$1,970,108
- Severance Tax -\$527,759
- Special Fuels Tax -\$58,226
- Goods and Svcs Rev-\$328,617
- Fines and Forfeits-\$133,444
- Misc Revenue-\$160,545
- Loan Receipts -\$1,381
- Transfers In -\$103



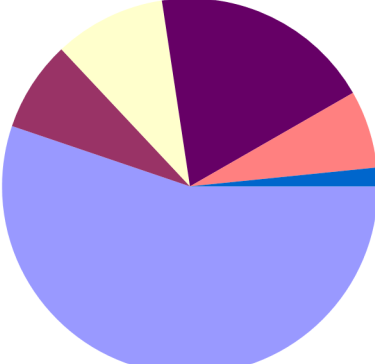
Year To Date Expenditures
\$22,813,865

- Personnel Services-\$11,885,013
- Materials & Supplies-\$1,043,566
- Contractual Services-\$1,504,169
- Capital Outlay-\$5,468
- Transfers Out-\$6,667,990
- Other Costs-\$1,247,948
- Utility Expense-\$459,710



Month To Date Expenditures
\$4,741,169

- Personnel Services-\$2,617,184
- Materials & Supplies-\$370,140
- Contractual Services-\$455,167
- Capital Outlay-\$0
- Transfers Out-\$905,750
- Other Costs-\$316,983
- Utility Expense-\$75,945

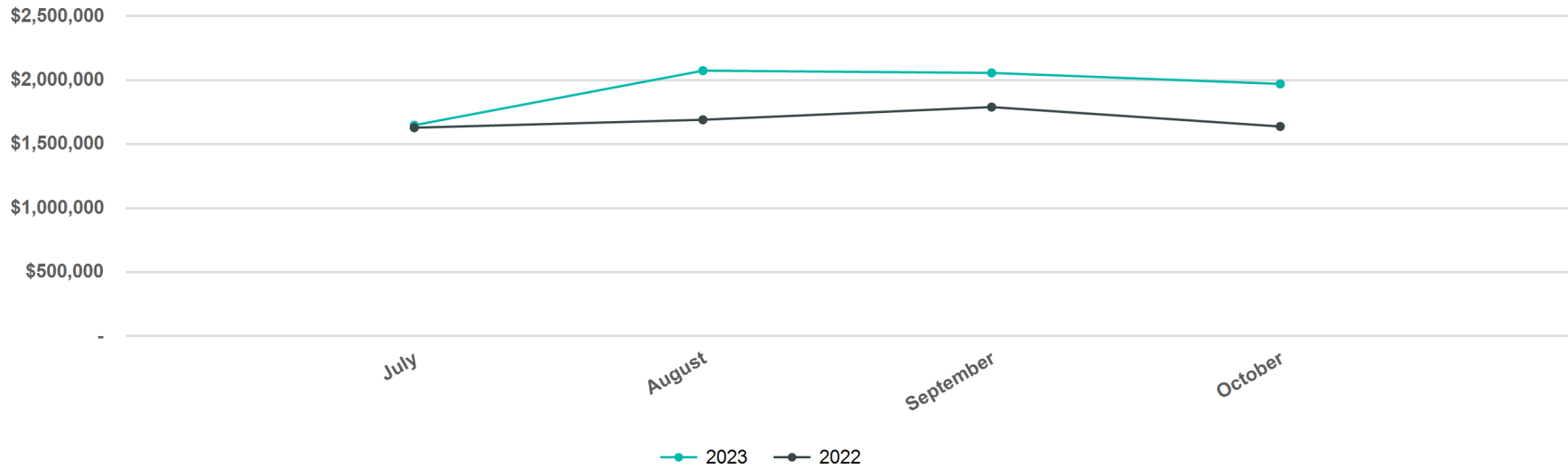


City of Casper, Wyoming
Sales Tax Comparison
(Budget Basis - For Management Use Only)
 For Fiscal Year 2023 as of October 31, 2022
 33.33 % OF THE FISCAL YEAR HAS ELAPSED

Month	FY 2023			FY 2022			FY 2023 Current Month % Increase Over 2022	FY 2023 To Date % Increase Over 2022
	Budget	Actuals	Actual Year to Date	Budget	Actuals	Actual Year to Date		
July	\$ 1,700,227	\$ 1,647,473	\$ 1,647,473	\$ 1,603,904	\$ 1,628,013	\$ 1,628,013	1.20%	1.20%
August	1,700,227	2,073,763	3,721,236	1,603,904	1,690,206	3,318,219	22.69%	12.15%
September	1,700,227	2,056,269	5,777,506	1,603,904	1,789,476	5,107,695	14.91%	13.11%
October	1,700,227	1,970,108	7,747,614	1,603,904	1,637,802	6,745,498	20.29%	14.86%
	\$ 6,800,907	\$ 7,747,614		\$ 6,415,616	\$ 6,745,498			

\$946,707 or 13.92 % Above YTD Projections for FY 2023 through period 4

Comparison of Municipal Share of State Sales By Month

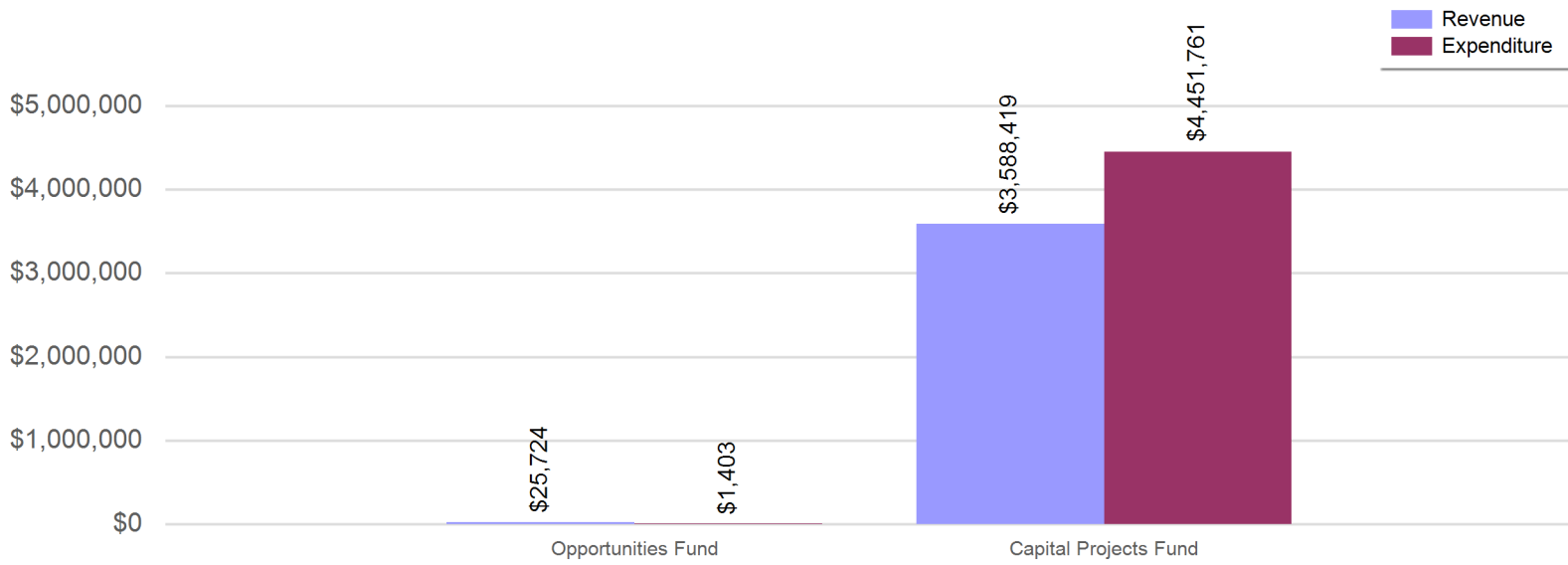


City of Casper, Wyoming
Capital Project Funds Consolidated Balance Sheet
For Fiscal Year 2023 as of October 31, 2022
33.33 % OF THE FISCAL YEAR HAS ELAPSED

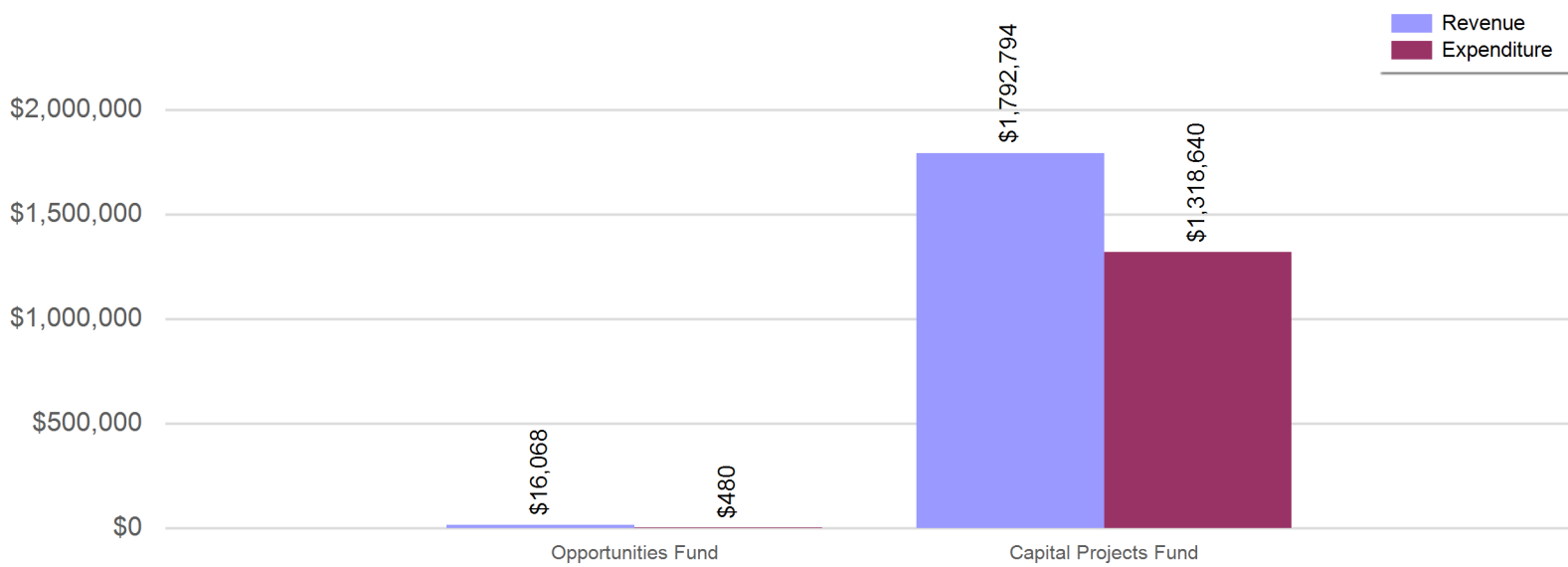
	Opportunities Fund	Capital Projects Fund
ASSETS		
Current Assets		
Cash	\$ 133,600	\$ 515,137
Investments	6,617,538	46,118,813
Market Adjustments	-	-
Grants Receivable		16,899
Loans Receivable	294,892	93,079
Accounts Receivable	-	-
Prepaid Expenses		37,692
Total Current Assets	7,046,030	46,781,621
Total Assets	\$ 7,046,030	\$ 46,781,621
LIABILITIES		
Current Liabilities		
Accounts Payable	\$ -	\$ 757,631
Deferred Revenue		36,251
Total Current Liabilities	-	793,883
Total Liabilities	\$ -	\$ 793,883
NET POSITION		
Unrestricted	\$ 7,046,030	\$ 45,987,738
Total Net Position	\$ 7,046,030	\$ 45,987,738

City of Casper, Wyoming
Capital Project Funds Revenue and Expenditure Comparison
For Fiscal Year 2023 as of October 31, 2022
33.33 % OF THE FISCAL YEAR HAS ELAPSED

Capital Projects Funds YTD Revenue and Expenditure Comparison



Capital Projects Funds MTD Revenue and Expenditure Comparison



City of Casper, Wyoming
Opportunities Fund Statement of Revenues and Expenditures

For Fiscal Year 2023 as of October 31, 2022
 33.33 % OF THE FISCAL YEAR HAS ELAPSED

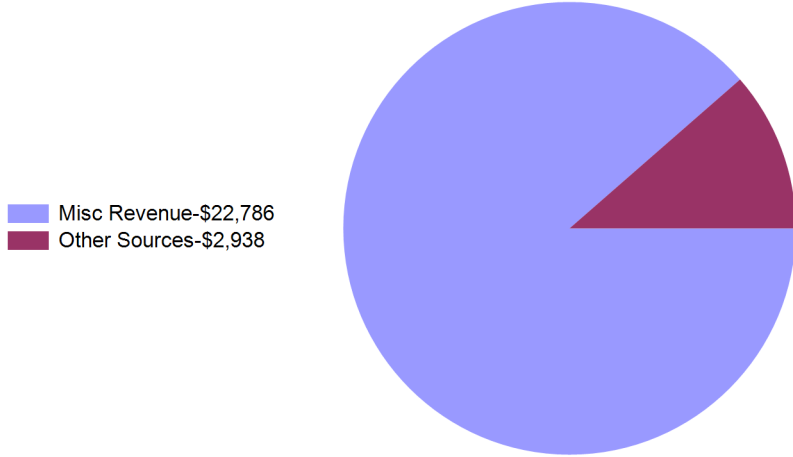
	Revised Budget	Current Year To Date	Current Year % of Budget
Revenues:			
Misc Revenue	\$ 63,269	\$ 22,786	36.01%
Other Sources	35,863	2,938	8.19%
Total Revenues	\$ 99,132	\$ 25,724	25.95%
	Revised Budget	Current Year To Date	Current Year % of Budget
Expenditures:			
Contractual Services	\$ 4,512	\$ 1,403	31.10%
Transfers Out	1,185,000	-	0.00%
Total Expenditures	\$ 1,189,512	\$ 1,403	0.12%
Net Revenue (Shortfall)	\$ (1,090,380)	\$ 24,321	25.83%

Opportunities Fund Summary of Cash and Investments

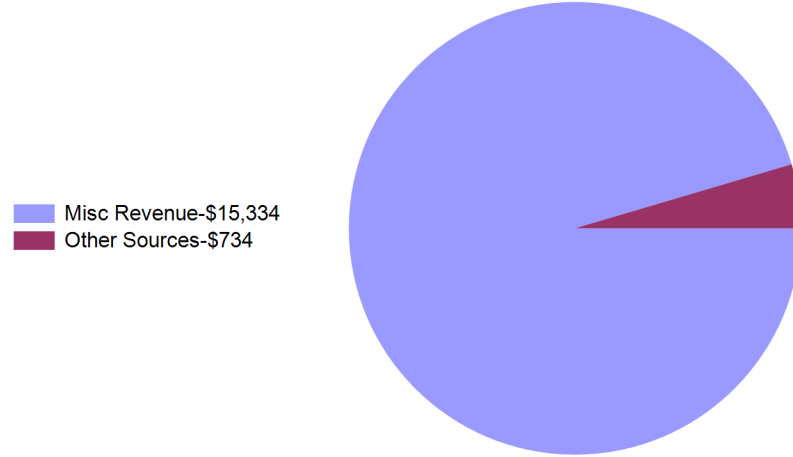
Cash	\$ 133,600
Investments	6,617,538
	\$ 6,751,138

City of Casper, Wyoming
Opportunities Fund Summary of Revenues and Expenditures
For Fiscal Year 2023 as of October 31, 2022
33.33 % OF THE FISCAL YEAR HAS ELAPSED

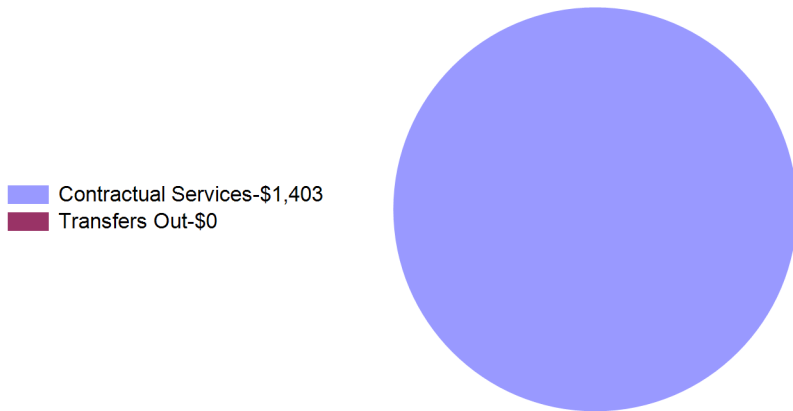
Year To Date Revenues
\$25,724



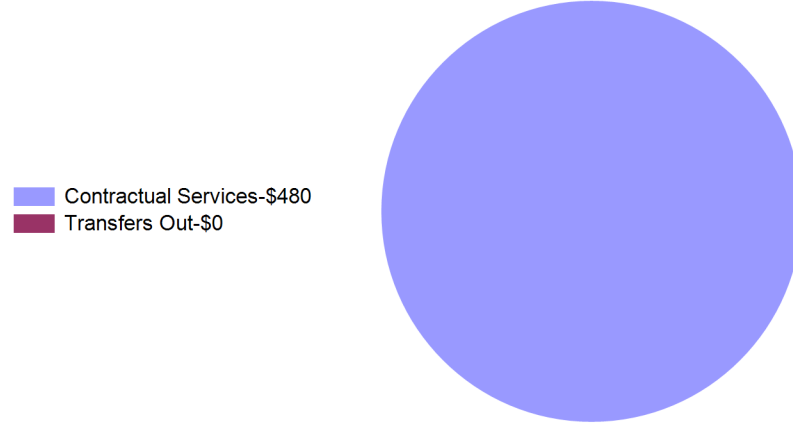
Month To Date Revenues
\$16,068



Year To Date Expenditures
\$1,403



Month To Date Expenditures
\$480



City of Casper, Wyoming
Capital Projects Fund Statement of Revenues and Expenditures
For Fiscal Year 2023 as of October 31, 2022
33.33 % OF THE FISCAL YEAR HAS ELAPSED

	Revised Budget	Current Year To Date	Current Year % of Budget
Revenues:			
Local Taxes	\$ 16,876,343	\$ 3,380,598	20.03%
Intergovernmental	5,027,500	23,674	0.47%
Misc Revenue	1,307,462	184,147	14.08%
Other Sources	2,110,185	-	0.00%
Total Revenues	\$ 25,321,490	\$ 3,588,419	14.17%
	Revised Budget	Current Year To Date	Current Year % of Budget
Expenditures:			
Materials & Supplies	\$ 82,674	\$ 7,674	9.28%
Contractual Services	1,852,474	217,296	11.73%
Capital Outlay	35,969,135	3,602,034	10.01%
Transfers Out	5,793,247	625,121	10.79%
Other Costs	10,658	(364)	-3.42%
Total Expenditures	\$ 43,708,188	\$ 4,451,761	10.19%
Net Revenue (Shortfall)	\$ (18,386,698)	\$ (863,342)	3.99%

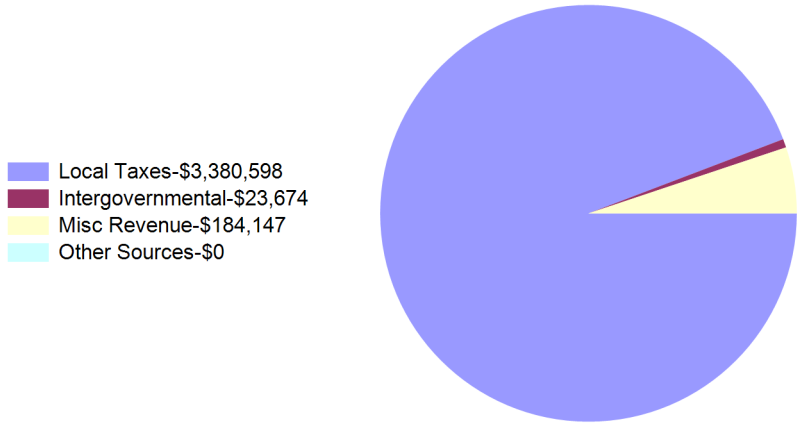
Capital Projects Fund Summary of Cash and Investments

Cash	\$ 515,137
Investments	46,118,813
	\$ 46,633,950

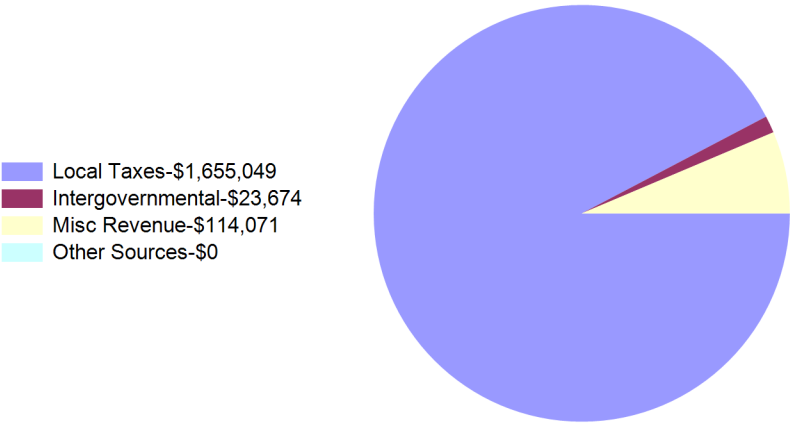
City of Casper, Wyoming Capital Project Fund Summary of Revenues and Expenditures

For Fiscal Year 2023 as of October 31, 2022
33.33 % OF THE FISCAL YEAR HAS ELAPSED


Year To Date Revenues
\$3,588,419



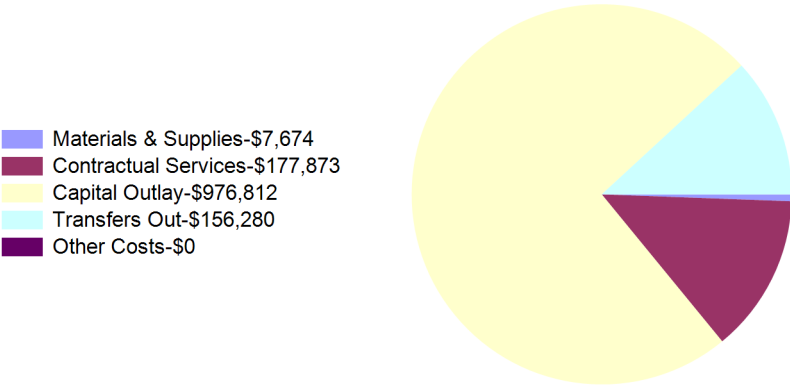
Month To Date Revenues
\$1,792,794



Year To Date Expenditures
\$4,451,761



Month To Date Expenditures
\$1,318,640

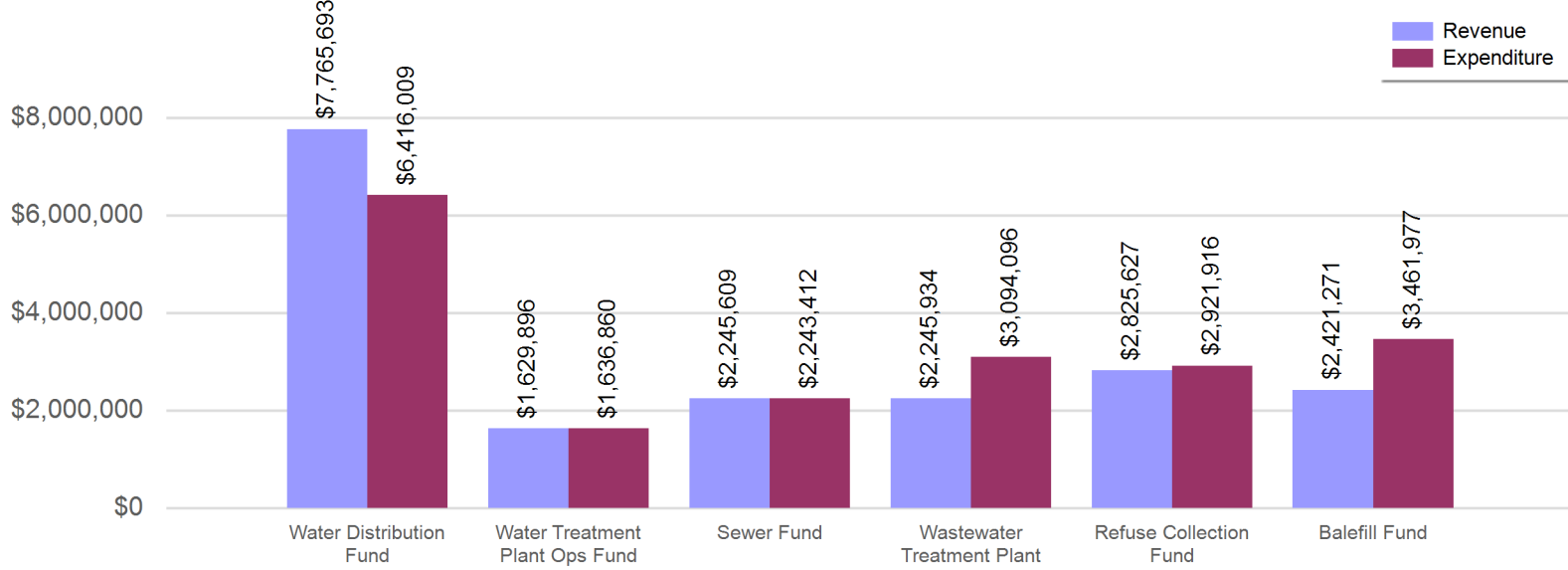


City of Casper, Wyoming
Utility Enterprise Funds Consolidated Balance Sheet
For Fiscal Year 2023 as of October 31, 2022
33.33 % OF THE FISCAL YEAR HAS ELAPSED

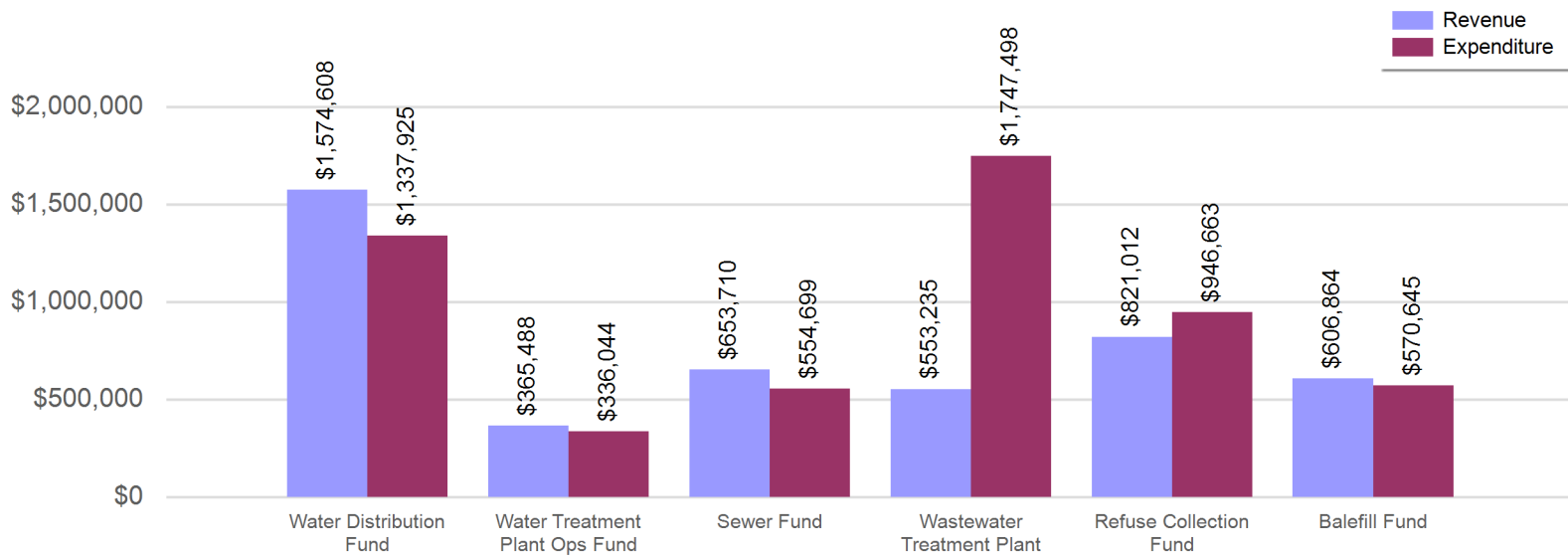
	Water Distribution Fund	Water Treatment Plant Ops Fund	Sewer Fund	Wastewater Treatment Plant	Refuse Collection Fund	Balefill Fund
ASSETS						
Current Assets						
Cash	\$ 1,120,100	\$ (181,988)	\$ 794,183	\$ 640,591	\$ 427,664	\$ 121,830
Investments	18,229,058		6,279,610	12,025,937	3,161,583	11,864,140
Market Adjustments	-		-	-	-	-
Inventory	507,133			86,219		33,506
Grants Receivable				211,393		-
Accounts Receivable	1,133,815	365,488	621,596	516,733	691,698	220,214
Clearing	55,951					
Prepaid Expenses					20,953	43,880
Total Current Assets	21,046,056	183,500	7,695,388	13,480,873	4,301,898	12,283,570
Capital Assets						
Land, Buildings & Improvements	100,576,893		31,178,792	76,290,129	5,212,769	38,725,153
Equipment	5,628,177		1,996,509	7,630,660	7,534,573	9,156,514
Accumulated Depreciation	(43,365,049)		(21,498,531)	(52,281,941)	(5,255,274)	(19,457,416)
Total Capital Assets	62,840,020		11,676,770	31,638,847	7,492,068	28,424,251
Total Assets	\$ 83,886,076	\$ 183,500	\$ 19,372,158	\$ 45,119,720	\$ 11,793,967	\$ 40,707,821
DEFERRED OUTFLOWS OF RESOURCES						
Total Deferred Outflows Of Resources	\$ 1,521,495	\$ 757,326	\$ 519,229	\$ 1,092,078	\$ 1,635,914	\$ 1,273,876
LIABILITIES						
Current Liabilities						
Accounts Payable	\$ 343,997	\$ 192,760	\$ 483,977	\$ 1,634,027	\$ 201,070	\$ 183,044
Accrued Wages and Benefits Payable	64,431	31,184	26,264	44,751	74,767	64,511
Interest Payable	49,663			53,617		104,825
Customer Deposits	27,225					
Total Current Liabilities	485,316	223,944	510,241	1,732,394	275,837	352,380
Non-Current Liabilities						
Notes Payable	3,493,571			7,464,367		5,670,700
Closure & Post Closure Costs						7,777,526
Accrued Comp ABS	109,609	43,847	44,620	70,498	98,413	118,941
Net Pension Liability	1,231,711	471,264	460,553	758,918	1,242,422	1,054,223
Net OPEB Liability	1,523,378	794,555	496,052	1,112,212	1,665,677	1,250,846
Total Non-Current Liabilities	6,358,269	1,309,666	1,001,225	9,405,995	3,006,512	15,872,235
Total Liabilities	\$ 6,843,585	\$ 1,533,610	\$ 1,511,465	\$ 11,138,389	\$ 3,282,349	\$ 16,224,615
DEFERRED INFLOWS OF RESOURCES						
Total Deferred Inflows Of Resources	\$ 1,103,290	\$ 445,830	\$ 406,826	\$ 703,436	\$ 1,123,569	\$ 942,952
NET POSITION						
Net Investment in Capital Assets	\$ 59,346,449		\$ 11,676,770	\$ 24,174,480	\$ 7,492,068	\$ 22,753,551
Unrestricted	18,114,247	(1,038,613)	6,296,326	10,195,493	1,531,894	2,060,579
Total Net Position	\$ 77,460,696	\$ (1,038,613)	\$ 17,973,096	\$ 34,369,973	\$ 9,023,962	\$ 24,814,130

City of Casper, Wyoming
Utility Enterprise Funds Revenue and Expenditure Comparison
 For Fiscal Year 2023 as of October 31, 2022
 33.33 % OF THE FISCAL YEAR HAS ELAPSED

Utility Enterprise Funds YTD Revenue and Expenditure Comparison



Utility Enterprise Funds MTD Revenue and Expenditure Comparison



City of Casper, Wyoming
Water Distribution Fund Statement of Revenues and Expenditures
For Fiscal Year 2023 as of October 31, 2022
33.33 % OF THE FISCAL YEAR HAS ELAPSED

	Revised Budget	Current Year To Date	Current Year % of Budget
Revenues:			
Goods and Svcs Rev	\$ 12,050,925	\$ 7,486,440	62.12%
Misc Revenue	197,296	69,404	35.18%
Utility Revenue	537,000	209,850	39.08%
Other Sources	2,500,000	-	0.00%
Total Revenues	\$ 15,285,221	\$ 7,765,693	50.81%
	Revised Budget	Current Year To Date	Current Year % of Budget
Expenditures:			
Personnel Services	\$ 2,702,963	\$ 787,564	29.14%
Materials & Supplies	8,527,018	4,010,474	47.03%
Contractual Services	1,636,263	330,844	20.22%
Capital Outlay	7,616,712	594,207	7.80%
Debt Service	755,222	656,683	86.95%
Transfers Out	-	1,306	
Other Costs	113,544	28,349	24.97%
Utility Expense	27,500	6,582	23.93%
Total Expenditures	\$ 21,379,222	\$ 6,416,009	30.01%
Net Revenue (Shortfall)	\$ (6,094,001)	\$ 1,349,684	20.79%

Water Distribution Fund Summary of Cash and Investments

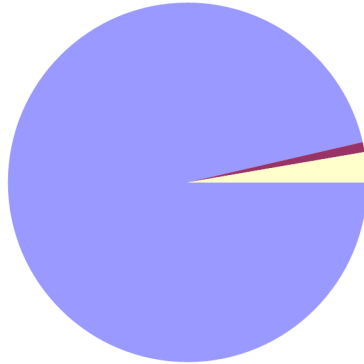
Cash	\$ 1,120,100
Investments	18,229,058
	\$ 19,349,158

City of Casper, Wyoming Water Distribution Fund Summary of Revenues and Expenditures

For Fiscal Year 2023 as of October 31, 2022
33.33 % OF THE FISCAL YEAR HAS ELAPSED

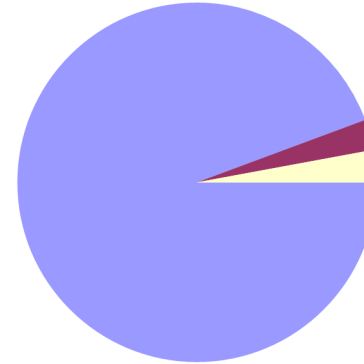
Year To Date Revenues
\$7,765,693

- Goods and Svcs Rev-\$7,486,440
- Misc Revenue-\$69,404
- Utility Revenue-\$209,850
- Other Sources-\$0



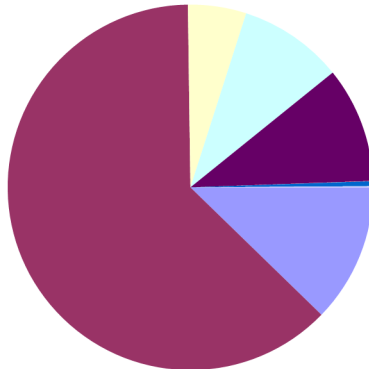
Month To Date Revenues
\$1,574,608

- Goods and Svcs Rev-\$1,485,650
- Misc Revenue-\$43,313
- Utility Revenue-\$45,645
- Other Sources-\$0



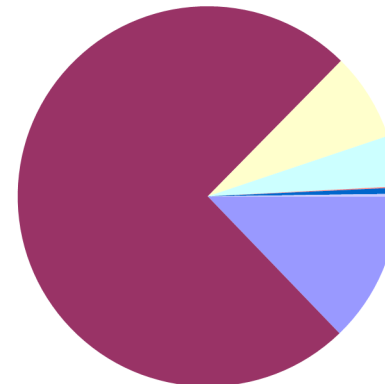
Year To Date Expenditures
\$6,416,009

- Personnel Services-\$787,564
- Materials & Supplies-\$4,010,474
- Contractual Services-\$330,844
- Capital Outlay-\$594,207
- Debt Service-\$656,683
- Transfers Out-\$1,306
- Other Costs-\$28,349
- Utility Expense-\$6,582



Month To Date Expenditures
\$1,337,925

- Personnel Services-\$171,352
- Materials & Supplies-\$997,629
- Contractual Services-\$100,038
- Capital Outlay-\$57,772
- Debt Service-\$0
- Transfers Out-\$1,306
- Other Costs-\$6,995
- Utility Expense-\$2,833



City of Casper, Wyoming
Water Treatment Plant Ops Fund Statement of Revenues and Expenditures

For Fiscal Year 2023 as of October 31, 2022
 33.33 % OF THE FISCAL YEAR HAS ELAPSED

	Revised Budget	Current Year To Date	Current Year % of Budget
Revenues:			
Intergovernmental	\$ 3,830,789	\$ 1,629,896	42.55%
Total Revenues	\$ 3,830,789	\$ 1,629,896	42.55%
	Revised Budget	Current Year To Date	Current Year % of Budget
Expenditures:			
Personnel Services	\$ 1,162,883	\$ 389,426	33.49%
Materials & Supplies	2,174,000	1,108,644	51.00%
Contractual Services	387,575	123,929	31.98%
Other Costs	43,731	14,046	32.12%
Utility Expense	62,600	816	1.30%
Total Expenditures	\$ 3,830,789	\$ 1,636,860	42.73%
Net Revenue (Shortfall)	\$ -	\$ (6,964)	-0.18%

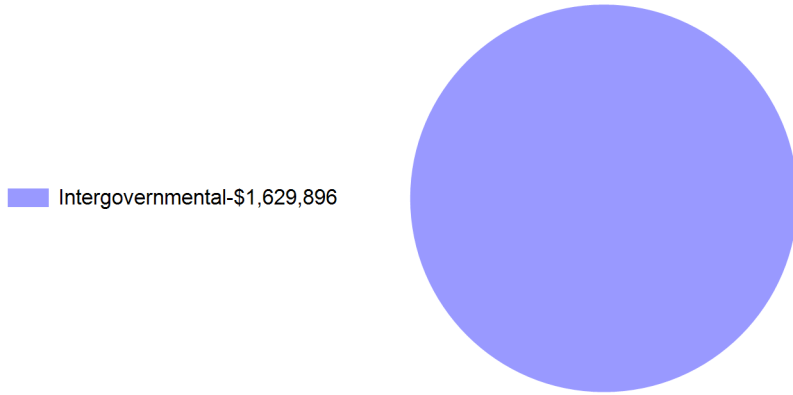
Water Treatment Plant Ops Fund Summary of Cash and Investments

Cash	\$ (181,988)
Investments	-
	\$ (181,988)

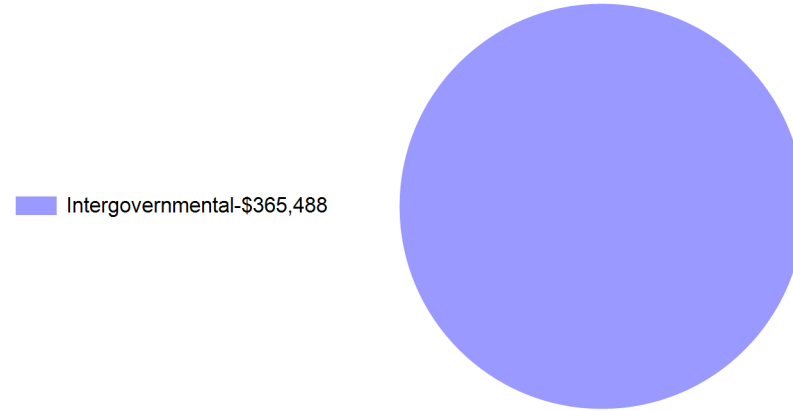
City of Casper, Wyoming Water Treatment Plant Ops Fund Summary of Revenues and Expenditures

For Fiscal Year 2023 as of October 31, 2022
33.33 % OF THE FISCAL YEAR HAS ELAPSED

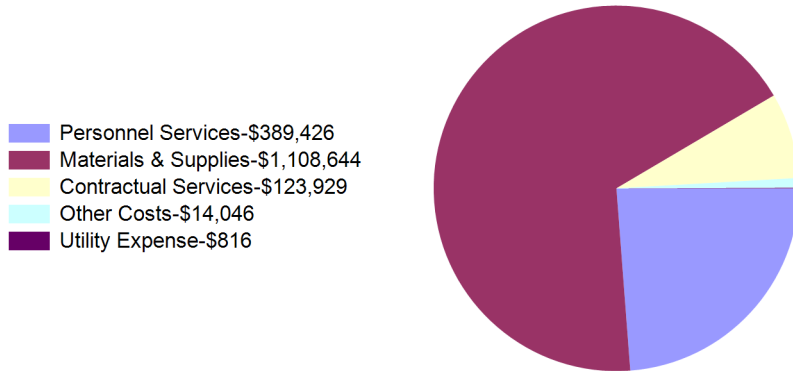
Year To Date Revenues
\$1,629,896



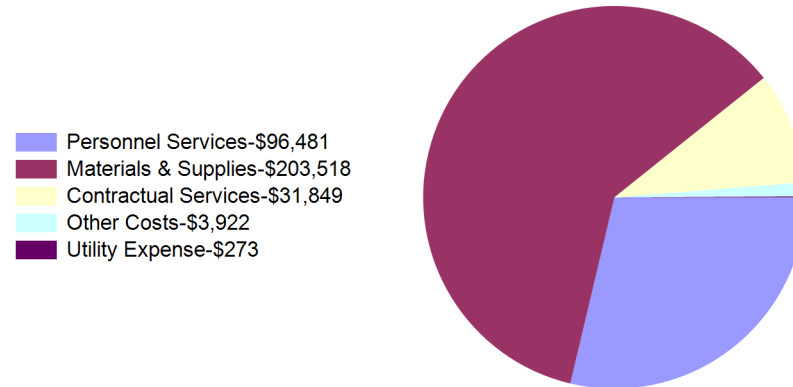
Month To Date Revenues
\$365,488



Year To Date Expenditures
\$1,636,860



Month To Date Expenditures
\$336,044



City of Casper, Wyoming
Sewer Fund Statement of Revenues and Expenditures

For Fiscal Year 2023 as of October 31, 2022
 33.33 % OF THE FISCAL YEAR HAS ELAPSED

	Revised Budget	Current Year To Date	Current Year % of Budget
Revenues:			
Goods and Svcs Rev	\$ 6,338,034	\$ 2,210,514	34.88%
Misc Revenue	64,842	26,917	41.51%
Utility Revenue	40,000	8,177	20.44%
Other Sources	500,000	-	0.00%
Total Revenues	\$ 6,942,876	\$ 2,245,609	32.34%
	Revised Budget	Current Year To Date	Current Year % of Budget
Expenditures:			
Personnel Services	\$ 951,820	\$ 304,584	32.00%
Materials & Supplies	124,280	20,007	16.10%
Contractual Services	405,657	129,172	31.84%
Capital Outlay	3,210,382	123,456	3.85%
Transfers Out	-	1,306	
Other Costs	69,206	12,854	18.57%
Utility Expense	5,367,501	1,652,033	30.78%
Total Expenditures	\$ 10,128,845	\$ 2,243,412	22.15%
Net Revenue (Shortfall)	\$ (3,185,969)	\$ 2,196	10.20%

Sewer Fund Summary of Cash and Investments

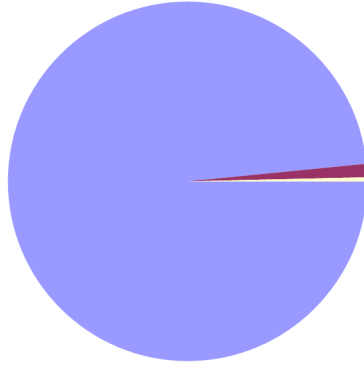
Cash	\$ 794,183
Investments	6,279,610
	\$ 7,073,793

City of Casper, Wyoming Sewer Fund Summary of Revenues and Expenditures

For Fiscal Year 2023 as of October 31, 2022
33.33 % OF THE FISCAL YEAR HAS ELAPSED

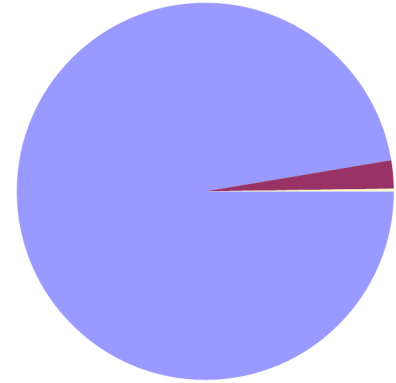
Year To Date Revenues
\$2,245,609

- Goods and Svcs Rev-\$2,210,514
- Misc Revenue-\$26,917
- Utility Revenue-\$8,177
- Other Sources-\$0



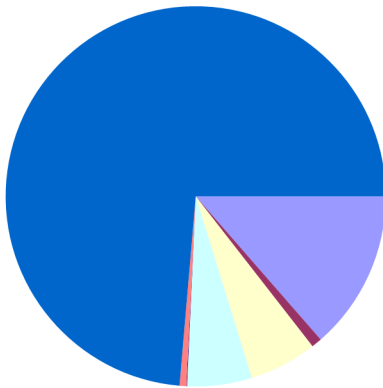
Month To Date Revenues
\$653,710

- Goods and Svcs Rev-\$636,439
- Misc Revenue-\$15,805
- Utility Revenue-\$1,466
- Other Sources-\$0



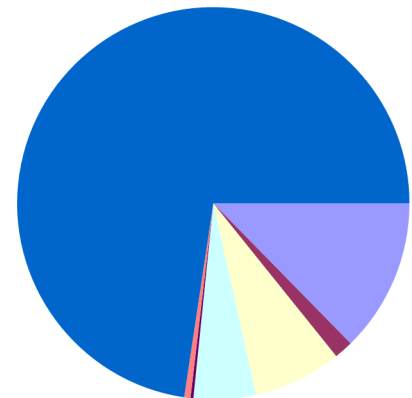
Year To Date Expenditures
\$2,243,412

- Personnel Services-\$304,584
- Materials & Supplies-\$20,007
- Contractual Services-\$129,172
- Capital Outlay-\$123,456
- Transfers Out-\$1,306
- Other Costs-\$12,854
- Utility Expense-\$1,652,033



Month To Date Expenditures
\$554,699

- Personnel Services-\$70,218
- Materials & Supplies-\$8,663
- Contractual Services-\$40,427
- Capital Outlay-\$28,372
- Transfers Out-\$1,306
- Other Costs-\$2,874
- Utility Expense-\$402,839



City of Casper, Wyoming
Wastewater Treatment Plant Fund Statement of Revenues and Expenditures

For Fiscal Year 2023 as of October 31, 2022
 33.33 % OF THE FISCAL YEAR HAS ELAPSED

	Revised Budget	Current Year To Date	Current Year % of Budget
Revenues:			
Intergovernmental	\$ 13,348,930	\$ 1,993,681	14.94%
Misc Revenue	85,836	42,893	49.97%
Utility Revenue	630,000	209,359	33.23%
Other Sources	608,250	-	0.00%
Total Revenues	\$ 14,673,016	\$ 2,245,934	15.31%
	Revised Budget	Current Year To Date	Current Year % of Budget
Expenditures:			
Personnel Services	\$ 1,688,237	\$ 516,521	30.60%
Materials & Supplies	1,153,500	292,359	25.35%
Contractual Services	718,369	212,921	29.64%
Capital Outlay	12,617,398	1,223,832	9.70%
Debt Service	1,060,898	819,842	77.28%
Other Costs	62,802	20,354	32.41%
Utility Expense	78,000	8,267	10.60%
Total Expenditures	\$ 17,379,204	\$ 3,094,096	17.80%
Net Revenue (Shortfall)	\$ (2,706,188)	\$ (848,162)	-2.50%

Wastewater Treatment Plant Fund Summary of Cash and Investments

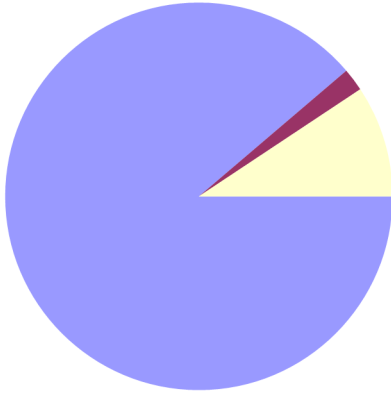
Cash	\$ 640,591
Investments	12,025,937
	\$ 12,666,528

City of Casper, Wyoming Wastewater Treatment Plant Fund Summary of Revenues and Expenditures

For Fiscal Year 2023 as of October 31, 2022
33.33 % OF THE FISCAL YEAR HAS ELAPSED

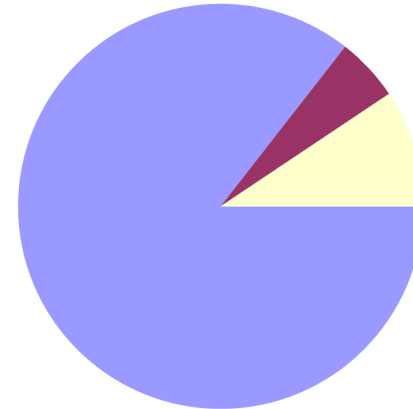
Year To Date Revenues
\$2,245,934

- Intergovernmental-\$1,993,681
- Misc Revenue-\$42,893
- Utility Revenue-\$209,359
- Other Sources-\$0



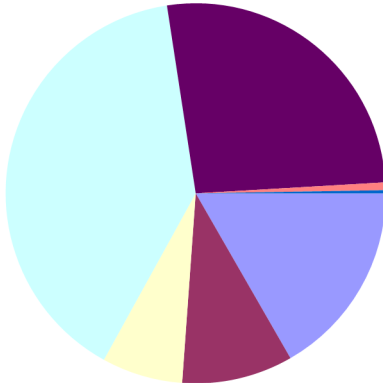
Month To Date Revenues
\$553,235

- Intergovernmental-\$473,262
- Misc Revenue-\$28,137
- Utility Revenue-\$51,836
- Other Sources-\$0



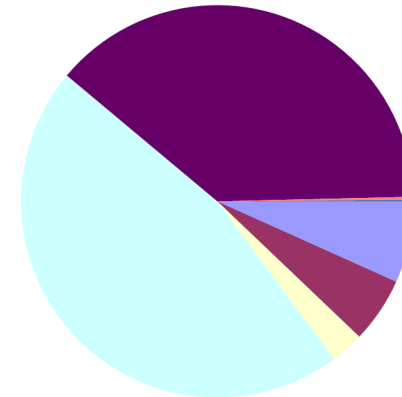
Year To Date Expenditures
\$3,094,096

- Personnel Services-\$516,521
- Materials & Supplies-\$292,359
- Contractual Services-\$212,921
- Capital Outlay-\$1,223,832
- Debt Service-\$819,842
- Other Costs-\$20,354
- Utility Expense-\$8,267



Month To Date Expenditures
\$1,747,498

- Personnel Services-\$117,467
- Materials & Supplies-\$94,326
- Contractual Services-\$47,987
- Capital Outlay-\$807,630
- Debt Service-\$673,545
- Other Costs-\$4,836
- Utility Expense-\$1,708



City of Casper, Wyoming
Refuse Collection Fund Statement of Revenues and Expenditures

For Fiscal Year 2023 as of October 31, 2022
 33.33 % OF THE FISCAL YEAR HAS ELAPSED

	<u>Revised Budget</u>	<u>Current Year To Date</u>	<u>Current Year % of Budget</u>
Revenues:			
Misc Revenue	\$ 19,482	\$ 12,654	64.95%
Utility Revenue	10,036,600	2,812,974	28.03%
Total Revenues	\$ 10,056,082	\$ 2,825,627	28.10%

	<u>Revised Budget</u>	<u>Current Year To Date</u>	<u>Current Year % of Budget</u>
Expenditures:			
Personnel Services	\$ 2,587,250	\$ 918,497	35.50%
Materials & Supplies	506,048	168,741	33.34%
Contractual Services	4,155,406	1,447,383	34.83%
Capital Outlay	3,661,870	350,921	9.58%
Depreciation / Amort	-	-	
Transfers Out	25,000	-	0.00%
Other Costs	122,193	35,577	29.12%
Utility Expense	3,000	798	26.59%
Total Expenditures	\$ 11,060,767	\$ 2,921,916	26.42%
Net Revenue (Shortfall)	\$ (1,004,685)	\$ (96,288)	1.68%

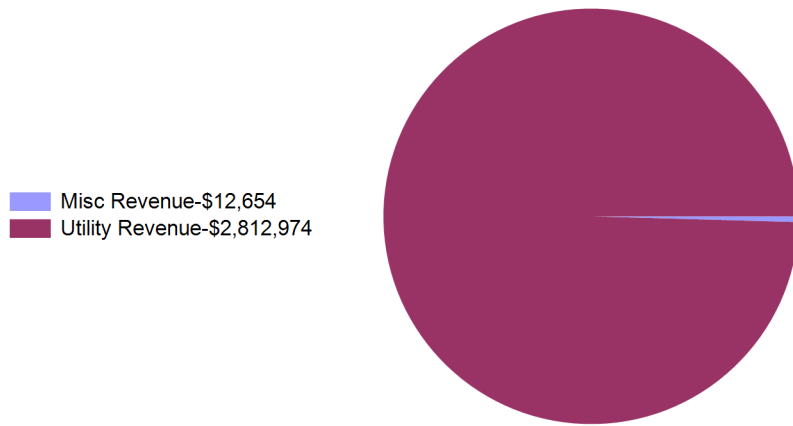
Refuse Collection Fund Summary of Cash and Investments

Cash	\$ 427,664
Investments	3,161,583
	<u>\$ 3,589,247</u>

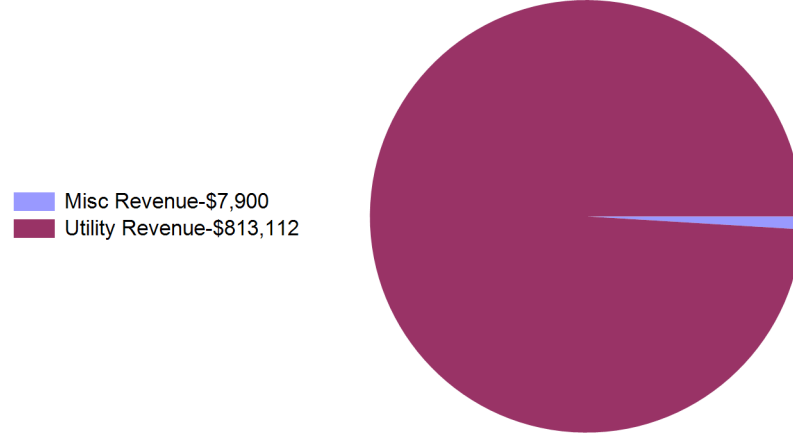
City of Casper, Wyoming Refuse Collection Fund Summary of Revenues and Expenditures

For Fiscal Year 2023 as of October 31, 2022
33.33 % OF THE FISCAL YEAR HAS ELAPSED

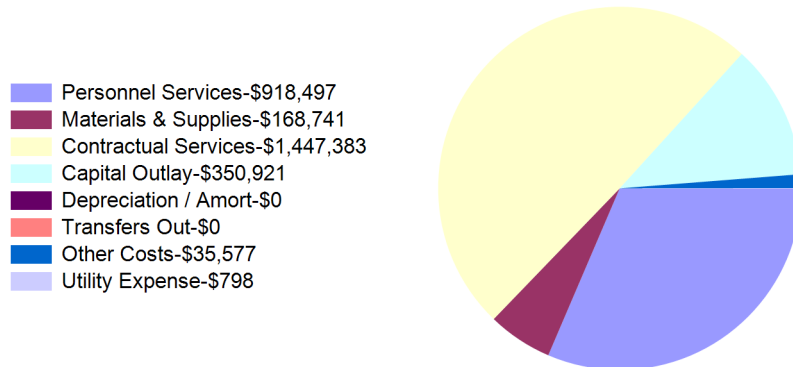
Year To Date Revenues
\$2,825,627



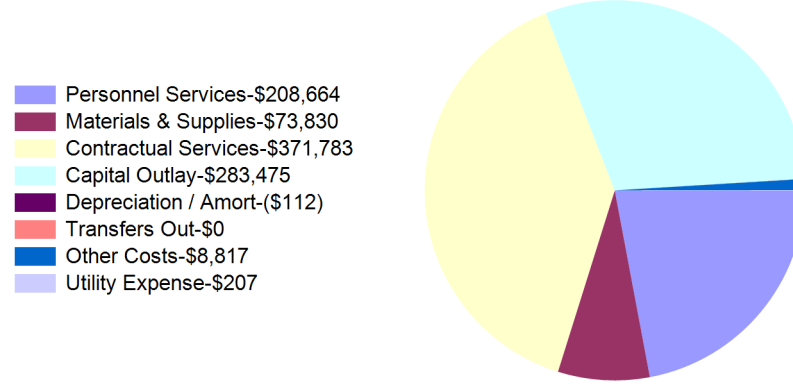
Month To Date Revenues
\$821,012



Year To Date Expenditures
\$2,921,916



Month To Date Expenditures
\$946,663



City of Casper, Wyoming
Balefill Fund Statement of Revenues and Expenditures

For Fiscal Year 2023 as of October 31, 2022
 33.33 % OF THE FISCAL YEAR HAS ELAPSED

	Revised Budget	Current Year To Date	Current Year % of Budget
Revenues:			
Intergovernmental	\$ 558,494	\$ -	0.00%
Goods and Svcs Rev	225,600	109,398	48.49%
Misc Revenue	127,216	42,171	33.15%
Utility Revenue	7,848,700	2,269,703	28.92%
Total Revenues	\$ 8,760,010	\$ 2,421,271	27.64%

	Revised Budget	Current Year To Date	Current Year % of Budget
Expenditures:			
Personnel Services	\$ 2,372,009	\$ 835,787	35.24%
Materials & Supplies	1,698,184	253,451	14.92%
Contractual Services	2,211,380	525,010	23.74%
Capital Outlay	10,189,175	1,432,263	14.06%
Debt Service	482,347	342,174	70.94%
Transfers Out	30,000	10,000	33.33%
Other Costs	156,539	50,934	32.54%
Utility Expense	22,550	12,357	54.80%
Total Expenditures	\$ 17,162,184	\$ 3,461,977	20.17%
Net Revenue (Shortfall)	\$ (8,402,174)	\$ (1,040,706)	7.47%

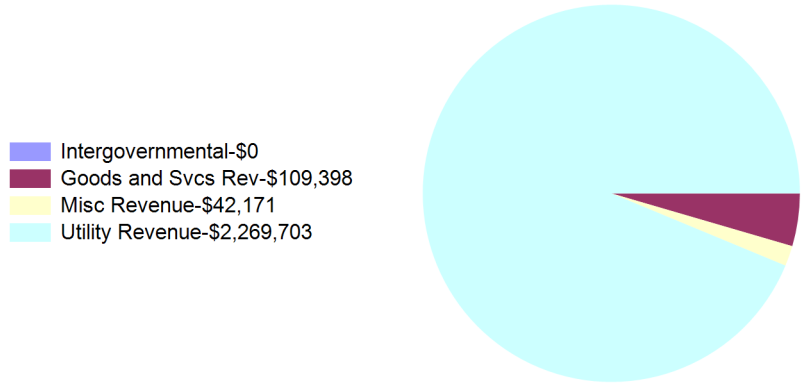
Balefill Fund Summary of Cash and Investments

Cash	\$ 121,830
Investments	11,864,140
	\$ 11,985,971


City of Casper, Wyoming Balefill Fund Summary of Revenues and Expenditures

For Fiscal Year 2023 as of October 31, 2022
33.33 % OF THE FISCAL YEAR HAS ELAPSED

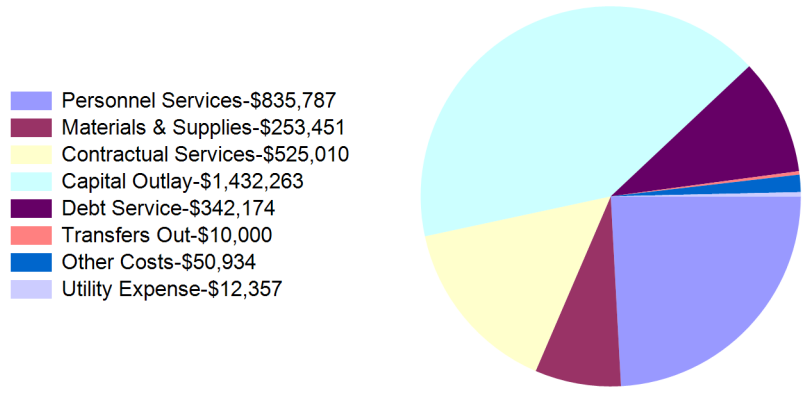
Year To Date Revenues
\$2,421,271



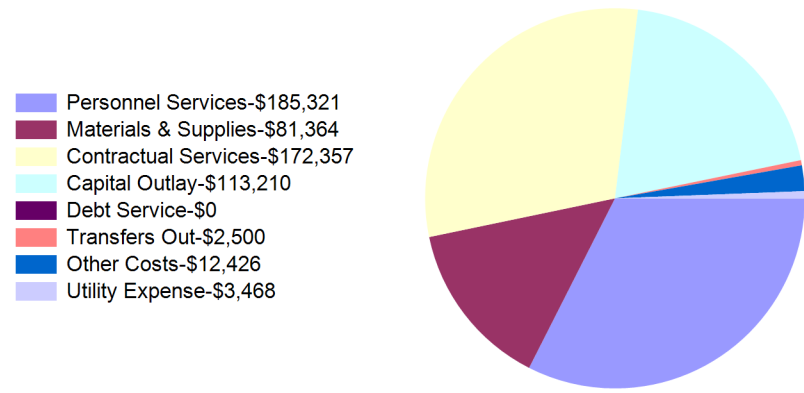
Month To Date Revenues
\$606,864



Year To Date Expenditures
\$3,461,977



Month To Date Expenditures
\$570,645



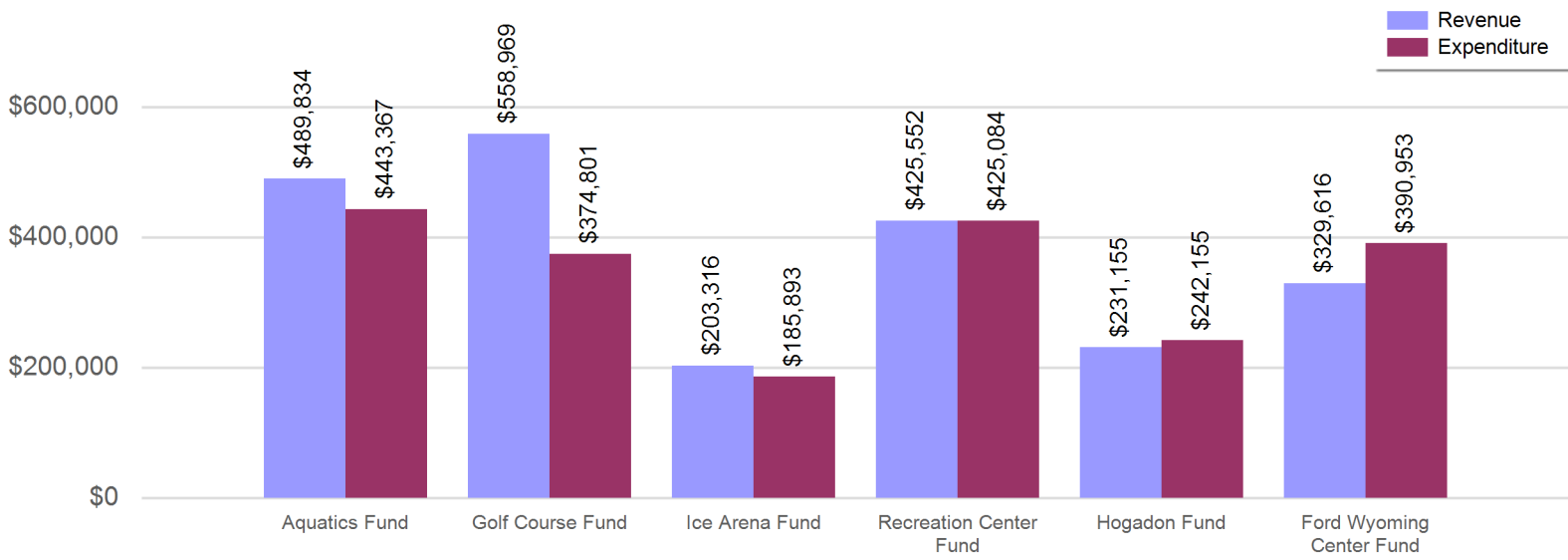
City of Casper, Wyoming
Parks & Recreation Enterprise Funds Consolidated Balance Sheet

For Fiscal Year 2023 as of October 31, 2022
33.33 % OF THE FISCAL YEAR HAS ELAPSED

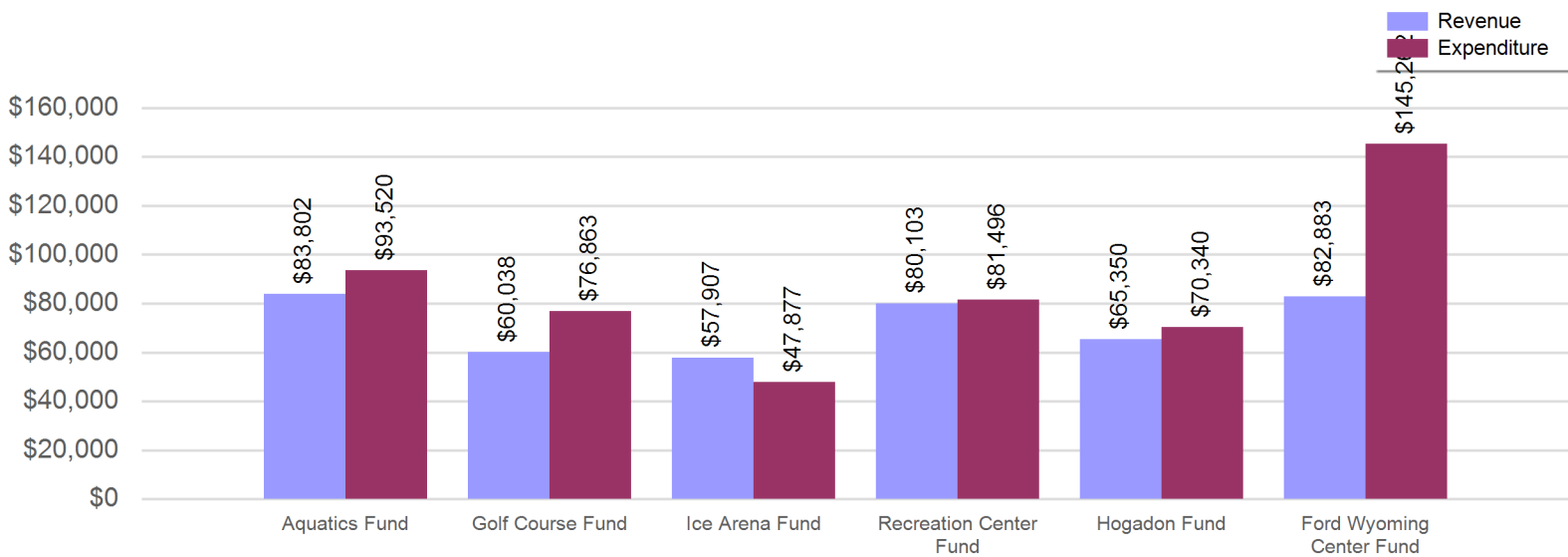
	Aquatics Fund	Golf Course Fund	Ice Arena Fund	Recreation Center Fund	Hogadon Fund	Ford Wyoming Center Fund
ASSETS						
Current Assets						
Cash	\$ 440	\$ 715,369	\$ 650	\$ 500	\$ -	\$ 374,986
Inventory		32,765			13,764	
Accounts Receivable		2,811	18,733	2,324	43,261	15,485
Total Current Assets	440	750,944	19,383	2,824	57,025	390,471
Capital Assets						
Land, Buildings & Improvements	14,432,867	7,097,801	5,328,515	7,333,709	10,372,812	34,054,865
Equipment	39,801	1,137,319	288,261	287,320	2,264,724	1,378,791
Accumulated Depreciation	(3,600,173)	(5,318,800)	(1,918,371)	(4,898,174)	(3,863,390)	(22,664,591)
Total Capital Assets	10,872,495	2,916,320	3,698,406	2,722,854	8,774,146	12,769,065
Total Assets	\$ 10,872,935	\$ 3,667,264	\$ 3,717,788	\$ 2,725,678	\$ 8,831,172	\$ 13,159,536
DEFERRED OUTFLOWS OF RESOURCES						
Total Deferred Outflows Of Resources	\$ 97,343	\$ 154,301	\$ 122,306	\$ 591,867	\$ 282,861	\$
LIABILITIES						
Current Liabilities						
Accounts Payable	\$ 15,132	\$ 16,952	\$ 6,718	\$ 26,025	\$ 21,398	\$ 427,585
Accrued Wages and Benefits Payable	30,448	22,749	10,023	48,057	12,390	
Deferred Revenue		-				
Unearned Revenue						-
Total Current Liabilities	45,580	39,701	16,742	74,082	33,787	427,585
Non-Current Liabilities						
Accrued Comp ABS	10,307	18,620	5,772	28,685	22,257	
Net Pension Liability	82,624	188,199	82,624	356,508	198,910	
Net OPEB Liability	92,649	132,568	120,153	628,362	291,960	
Total Non-Current Liabilities	185,580	339,388	208,550	1,013,555	513,127	
Total Liabilities	\$ 231,160	\$ 379,089	\$ 225,291	\$ 1,087,637	\$ 546,914	\$ 427,585
DEFERRED INFLOWS OF RESOURCES						
Total Deferred Inflows Of Resources	\$ 74,174	\$ 158,483	\$ 78,345	\$ 339,043	\$ 182,794	\$
NET POSITION						
Net Investment in Capital Assets	\$ 10,872,495	\$ 2,916,320	\$ 3,698,406	\$ 2,722,854	\$ 8,774,146	\$ 12,769,065
Unrestricted	(207,550)	367,674	(161,947)	(831,988)	(389,822)	(37,114)
Total Net Position	\$ 10,664,946	\$ 3,283,994	\$ 3,536,458	\$ 1,890,866	\$ 8,384,324	\$ 12,731,951

City of Casper, Wyoming
Parks & Recreation Enterprise Funds Revenue and Expenditure Comparison
 For Fiscal Year 2023 as of October 31, 2022
 33.33 % OF THE FISCAL YEAR HAS ELAPSED

Parks & Recreation Enterprise Funds YTD Revenue and Expenditure Comparison



Parks & Recreation Enterprise Funds MTD Revenue and Expenditure Comparison



City of Casper, Wyoming
Aquatics Fund Statement of Revenues and Expenditures

For Fiscal Year 2023 as of October 31, 2022
 33.33 % OF THE FISCAL YEAR HAS ELAPSED

	<u>Revised Budget</u>	<u>Current Year To Date</u>	<u>Current Year % of Budget</u>
Revenues:			
Goods and Svcs Rev	\$ 573,562	\$ 188,764	32.91%
Misc Revenue	62,200	24,182	38.88%
Other Sources	588,614	276,888	47.04%
Total Revenues	\$ 1,224,376	\$ 489,834	40.01%

	<u>Revised Budget</u>	<u>Current Year To Date</u>	<u>Current Year % of Budget</u>
Expenditures:			
Personnel Services	\$ 711,067	\$ 241,966	34.03%
Materials & Supplies	251,899	107,460	42.66%
Contractual Services	170,030	57,901	34.05%
Other Costs	60,714	19,856	32.70%
Utility Expense	30,666	16,185	52.78%
Total Expenditures	\$ 1,224,376	\$ 443,367	36.21%
Net Revenue (Shortfall)	\$ -	\$ 46,467	3.80%

Cost Recovery **48.03 %**

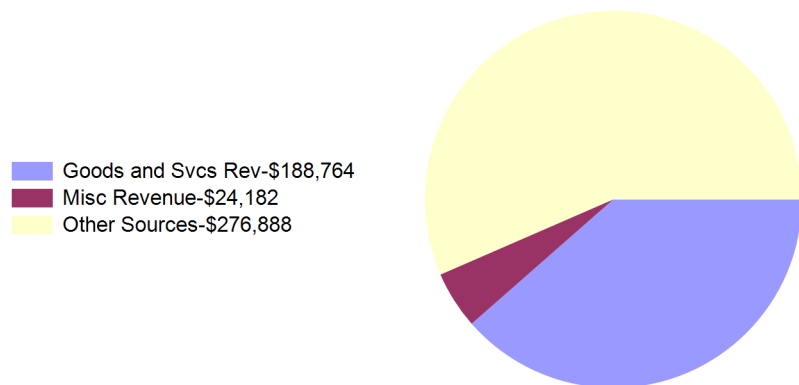
Aquatics Fund Summary of Cash and Investments

Cash	\$ 440
Investments	-
	<u>\$ 440</u>

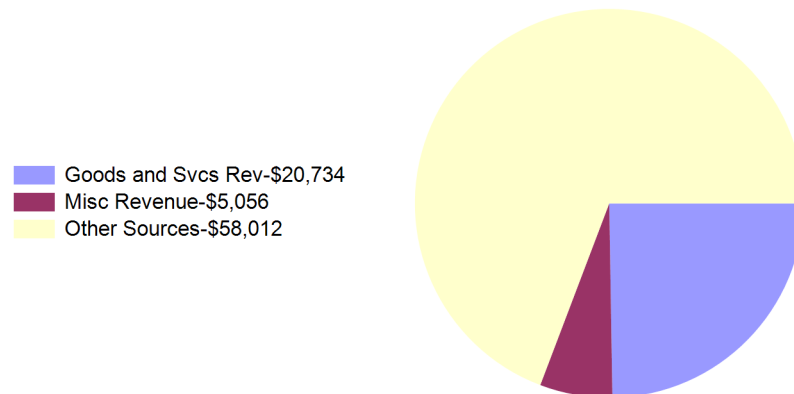
City of Casper, Wyoming Aquatics Fund Summary of Revenues and Expenditures

For Fiscal Year 2023 as of October 31, 2022
33.33 % OF THE FISCAL YEAR HAS ELAPSED

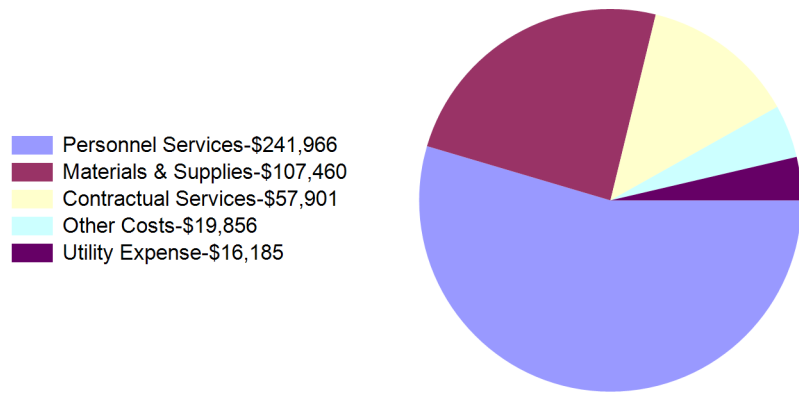
Year To Date Revenues
\$489,834



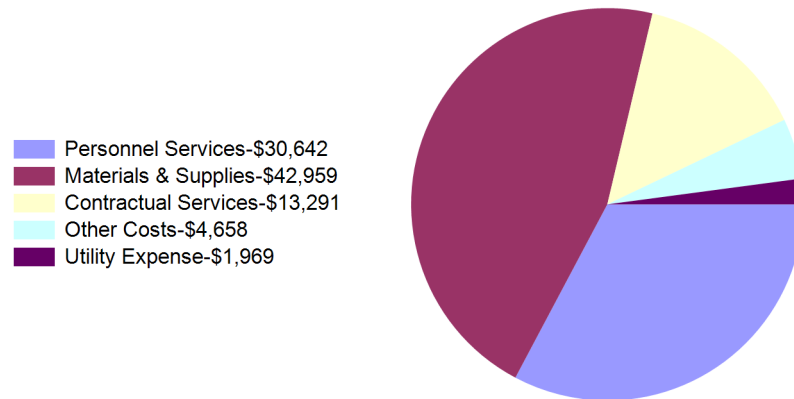
Month To Date Revenues
\$83,802



Year To Date Expenditures
\$443,367



Month To Date Expenditures
\$93,520



City of Casper, Wyoming
Golf Fund Statement of Revenues and Expenditures

For Fiscal Year 2023 as of October 31, 2022
 33.33 % OF THE FISCAL YEAR HAS ELAPSED

	<u>Revised Budget</u>	<u>Current Year To Date</u>	<u>Current Year % of Budget</u>
Revenues:			
Goods and Svcs Rev	\$ 689,000	\$ 344,318	49.97%
Misc Revenue	269,000	214,651	79.80%
Total Revenues	\$ 958,000	\$ 558,969	58.35%
	<u>Revised Budget</u>	<u>Current Year To Date</u>	<u>Current Year % of Budget</u>
Expenditures:			
Personnel Services	\$ 527,391	\$ 217,442	41.23%
Materials & Supplies	150,834	60,380	40.03%
Contractual Services	238,989	82,471	34.51%
Capital Outlay	28,981	1,574	5.43%
Transfers Out	88,000	-	0.00%
Other Costs	25,319	7,547	29.81%
Utility Expense	12,800	5,386	42.08%
Total Expenditures	\$ 1,072,314	\$ 374,801	34.95%
Net Revenue (Shortfall)	\$ (114,314)	\$ 184,169	23.40%

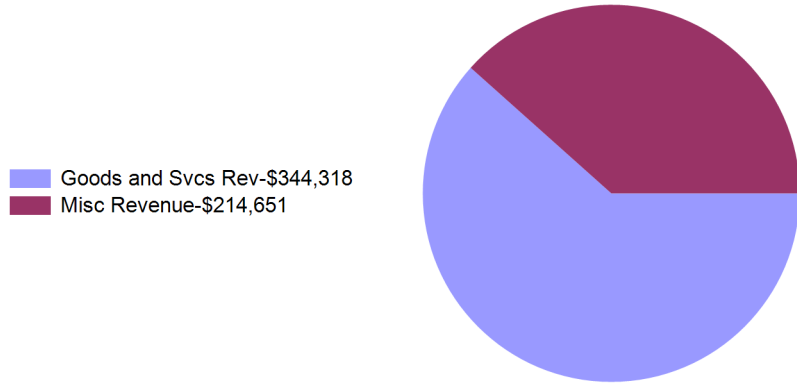
Golf Fund Summary of Cash and Investments

Cash	\$ 715,369
Investments	-
	<u>\$ 715,369</u>

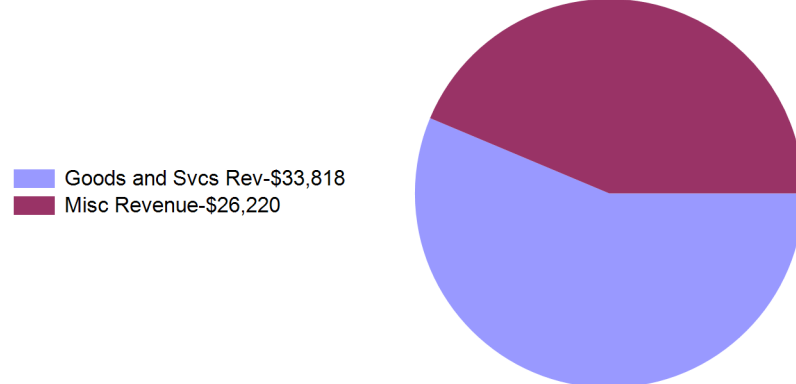
City of Casper, Wyoming Golf Fund Summary of Revenues and Expenditures

For Fiscal Year 2023 as of October 31, 2022
33.33 % OF THE FISCAL YEAR HAS ELAPSED

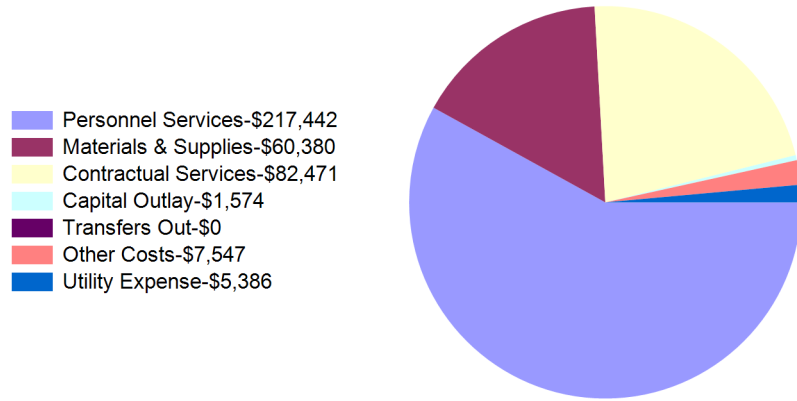
Year To Date Revenues
\$558,969



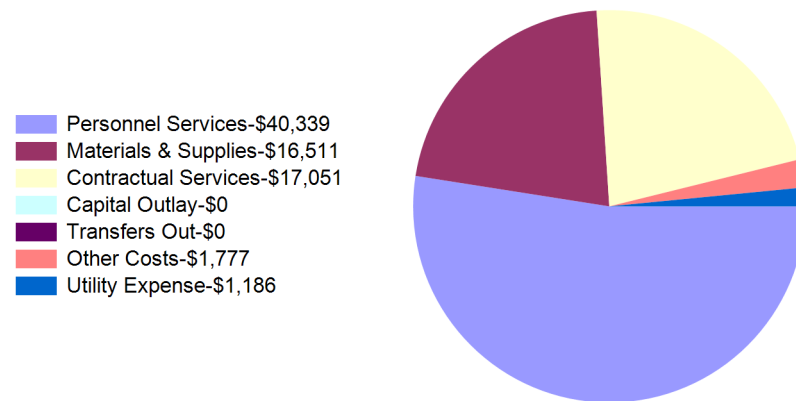
Month To Date Revenues
\$60,038



Year To Date Expenditures
\$374,801



Month To Date Expenditures
\$76,863



City of Casper, Wyoming
Ice Arena Fund Statement of Revenues and Expenditures

For Fiscal Year 2023 as of October 31, 2022
 33.33 % OF THE FISCAL YEAR HAS ELAPSED

	<u>Revised Budget</u>	<u>Current Year To Date</u>	<u>Current Year % of Budget</u>
Revenues:			
Goods and Svcs Rev	\$ 328,325	\$ 73,844	22.49%
Misc Revenue	28,000	22,337	79.77%
Other Sources	239,128	107,135	44.80%
Total Revenues	\$ 595,453	\$ 203,316	34.14%

	<u>Revised Budget</u>	<u>Current Year To Date</u>	<u>Current Year % of Budget</u>
Expenditures:			
Personnel Services	\$ 315,271	\$ 110,017	34.90%
Materials & Supplies	137,981	36,199	26.23%
Contractual Services	93,977	25,689	27.33%
Other Costs	31,624	8,333	26.35%
Utility Expense	16,600	5,656	34.07%
Total Expenditures	\$ 595,453	\$ 185,893	31.22%

Net Revenue (Shortfall)	\$ -	\$ 17,423	2.93%
--------------------------------	-------------	------------------	--------------

Cost Recovery **51.74 %**

Ice Arena Fund Summary of Cash and Investments

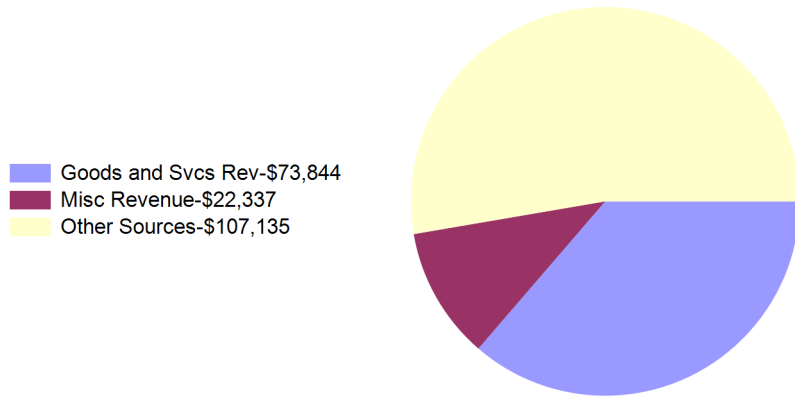
Cash	\$ 650
Investments	-
	<u>\$ 650</u>

City of Casper, Wyoming

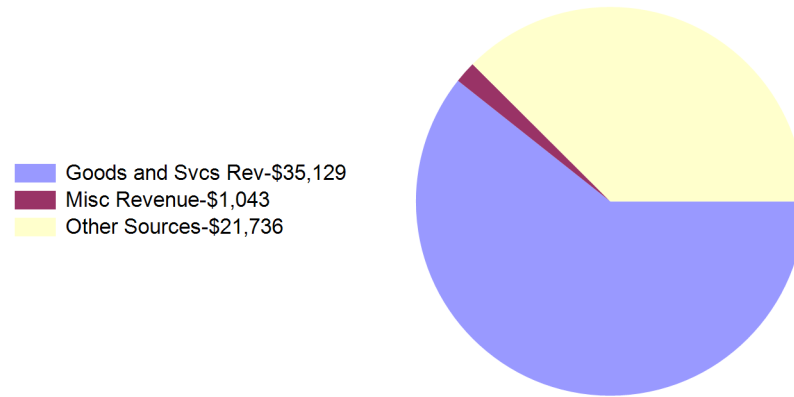
Ice Arena Fund Summary of Revenues and Expenditures

For Fiscal Year 2023 as of October 31, 2022
33.33 % OF THE FISCAL YEAR HAS ELAPSED

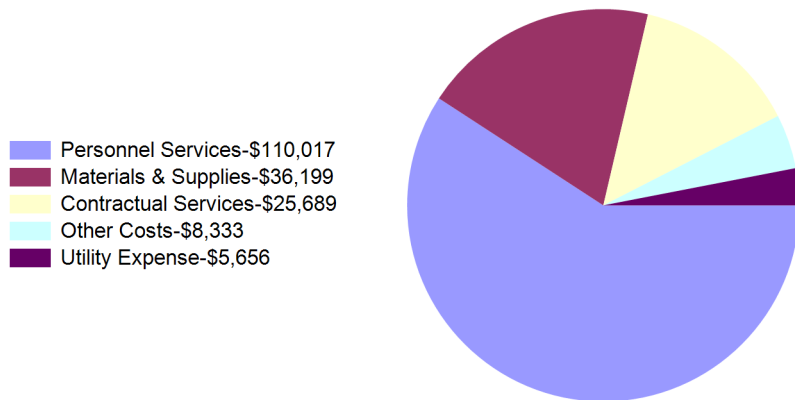
Year To Date Revenues
\$203,316



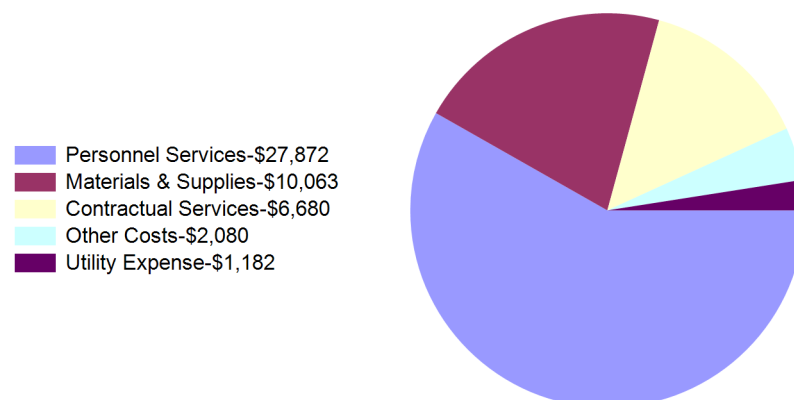
Month To Date Revenues
\$57,907



Year To Date Expenditures
\$185,893



Month To Date Expenditures
\$47,877



City of Casper, Wyoming
Recreation Center Statement of Revenues and Expenditures

For Fiscal Year 2023 as of October 31, 2022
 33.33 % OF THE FISCAL YEAR HAS ELAPSED

	<u>Revised Budget</u>	<u>Current Year To Date</u>	<u>Current Year % of Budget</u>
Revenues:			
Goods and Svcs Rev	\$ 397,200	\$ 123,770	31.16%
Misc Revenue	55,500	16,598	29.91%
Other Sources	764,624	285,185	37.30%
Total Revenues	\$ 1,217,324	\$ 425,552	34.96%

	<u>Revised Budget</u>	<u>Current Year To Date</u>	<u>Current Year % of Budget</u>
Expenditures:			
Personnel Services	\$ 854,973	\$ 322,101	37.67%
Materials & Supplies	117,195	20,173	17.21%
Contractual Services	155,760	53,180	34.14%
Other Costs	65,696	23,521	35.80%
Utility Expense	23,700	6,108	25.77%
Total Expenditures	\$ 1,217,324	\$ 425,084	34.92%

Net Revenue (Shortfall) \$ - \$ 468 0.04%

Cost Recovery 33.02 %

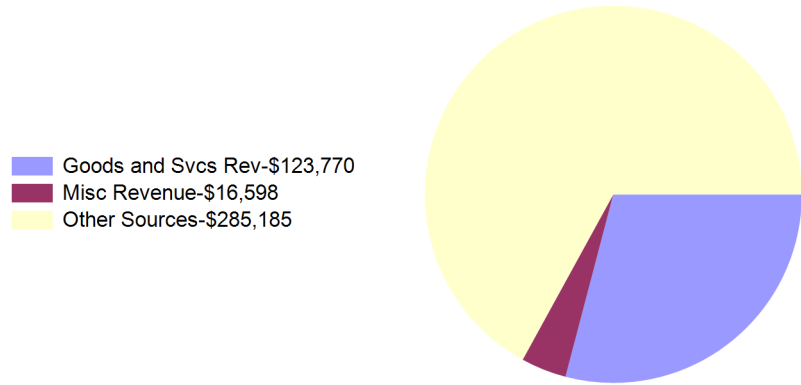
Recreation Center Fund Summary of Cash and Investments

Cash	\$	500
Investments		-
	<u>\$</u>	<u>500</u>

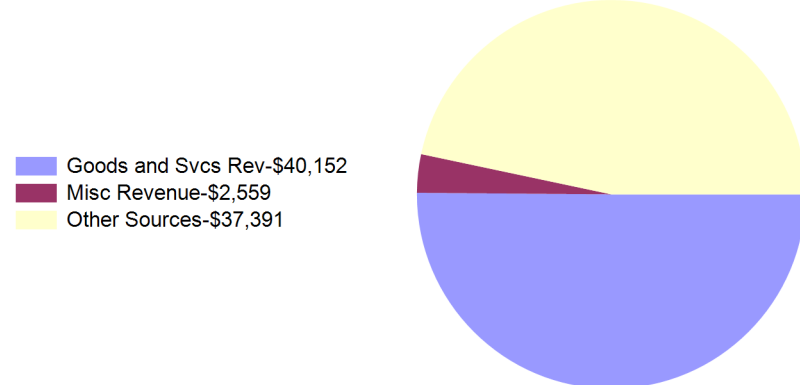
City of Casper, Wyoming Recreation Center Fund Summary of Revenues and Expenditures

For Fiscal Year 2023 as of October 31, 2022
33.33 % OF THE FISCAL YEAR HAS ELAPSED

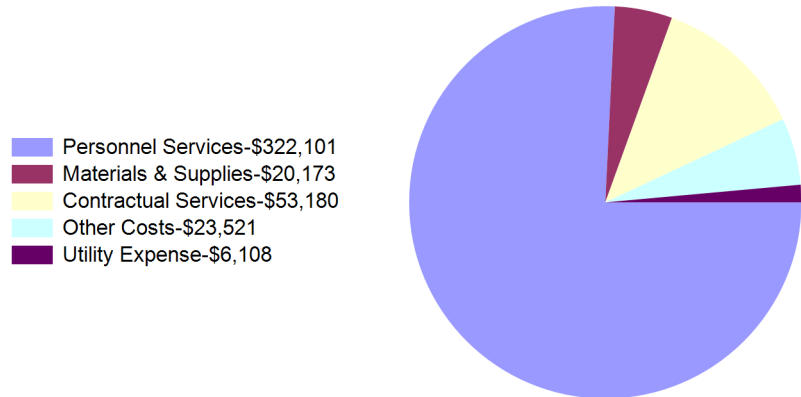
Year To Date Revenues
\$425,552



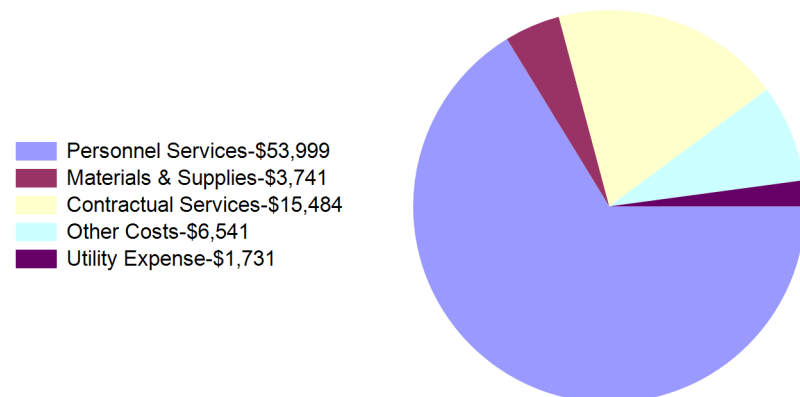
Month To Date Revenues
\$80,103



Year To Date Expenditures
\$425,084



Month To Date Expenditures
\$81,496



City of Casper, Wyoming
Hogadon Fund Statement of Revenues and Expenditures

For Fiscal Year 2023 as of October 31, 2022

33.33 % OF THE FISCAL YEAR HAS ELAPSED

	<u>Revised Budget</u>	<u>Current Year To Date</u>	<u>Current Year % of Budget</u>
Revenues:			
Goods and Svcs Rev	\$ 609,500	\$ 8,278	1.36%
Misc Revenue	39,000	15,199	38.97%
Other Sources	367,449	207,678	56.52%
Total Revenues	\$ 1,015,949	\$ 231,155	22.75%

	<u>Revised Budget</u>	<u>Current Year To Date</u>	<u>Current Year % of Budget</u>
Expenditures:			
Personnel Services	\$ 521,326	\$ 139,356	26.73%
Materials & Supplies	246,428	31,676	12.85%
Contractual Services	187,831	52,109	27.74%
Other Costs	72,364	18,667	25.80%
Utility Expense	3,000	346	11.53%
Total Expenditures	\$ 1,030,949	\$ 242,155	23.49%

Net Revenue (Shortfall) \$ (15,000) \$ (11,000) -0.74%

Cost Recovery 9.69 %

Hogadon Fund Summary of Cash and Investments

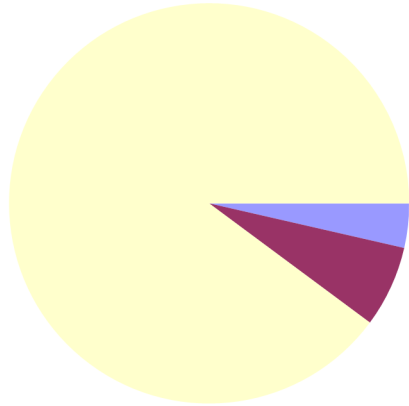
Cash	\$	-
Investments		-
	<u>\$</u>	<u>-</u>

City of Casper, Wyoming

Hogadon Fund Summary of Revenues and Expenditures

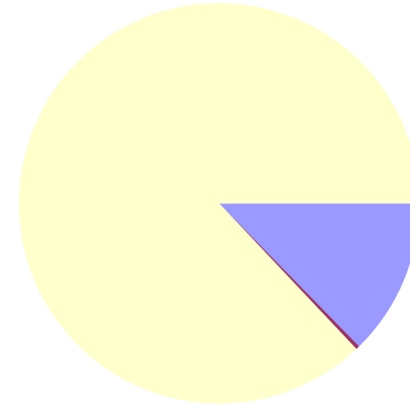
For Fiscal Year 2023 as of October 31, 2022
33.33 % OF THE FISCAL YEAR HAS ELAPSED

Year To Date Revenues
\$231,155



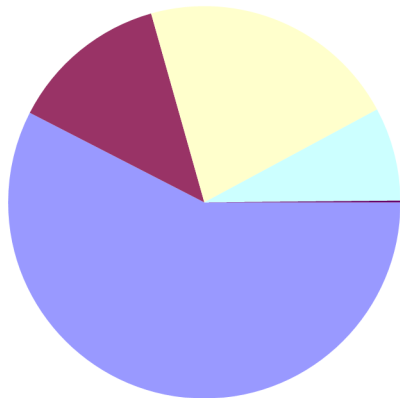
- Goods and Svcs Rev-\$8,278
- Misc Revenue-\$15,199
- Other Sources-\$207,678

Month To Date Revenues
\$65,350



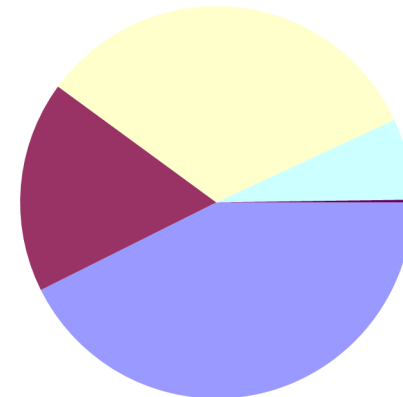
- Goods and Svcs Rev-\$8,278
- Misc Revenue-\$199
- Other Sources-\$56,873

Year To Date Expenditures
\$242,155



- Personnel Services-\$139,356
- Materials & Supplies-\$31,676
- Contractual Services-\$52,109
- Other Costs-\$18,667
- Utility Expense-\$346

Month To Date Expenditures
\$70,340



- Personnel Services-\$29,984
- Materials & Supplies-\$12,255
- Contractual Services-\$23,247
- Other Costs-\$4,701
- Utility Expense-\$152

City of Casper, Wyoming
Ford Wyoming Center Statement of Revenues and Expenditures

For Fiscal Year 2023 as of October 31, 2022
 33.33 % OF THE FISCAL YEAR HAS ELAPSED

	<u>Revised Budget</u>	<u>Current Year To Date</u>	<u>Current Year % of Budget</u>
Revenues:			
Intergovernmental	\$ 77,165	\$ -	0.00%
Misc Revenue	15,870	4,166	26.25%
Other Sources	976,349	325,450	33.33%
Total Revenues	\$ 1,069,384	\$ 329,616	30.82%

	<u>Revised Budget</u>	<u>Current Year To Date</u>	<u>Current Year % of Budget</u>
Expenditures:			
Materials & Supplies	\$ 9,456	\$ -	0.00%
Contractual Services	979,940	363,365	37.08%
Capital Outlay	62,195	-	0.00%
Other Costs	82,763	27,588	33.33%
Total Expenditures	\$ 1,134,354	\$ 390,953	34.46%
Net Revenue (Shortfall)	\$ (64,970)	\$ (61,337)	-3.64%

Ford Wyoming Center Summary of Cash and Investments

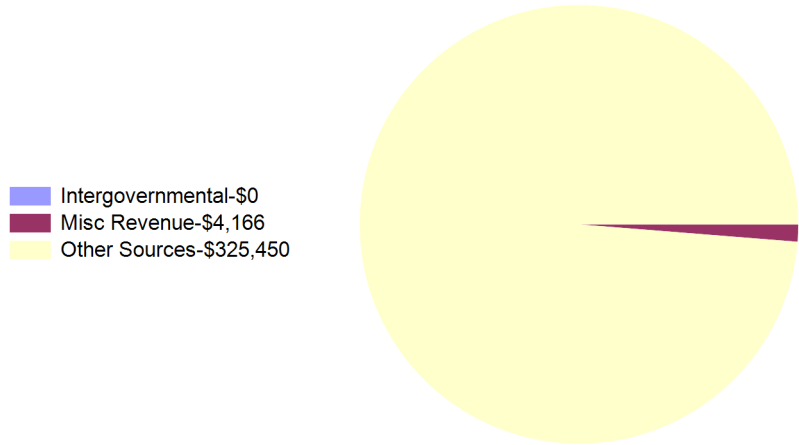
Cash	\$ 374,986
	<u>\$ 374,986</u>

City of Casper, Wyoming

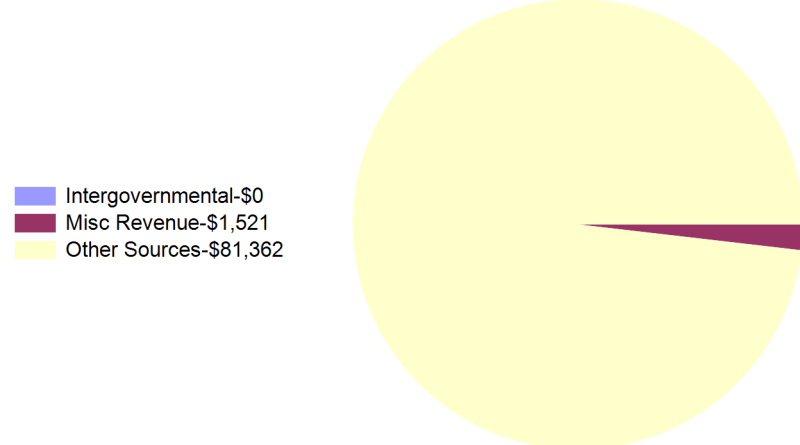
Ford Wyoming Center Summary of Revenues and Expenditures

For Fiscal Year 2023 as of October 31, 2022
33.33 % OF THE FISCAL YEAR HAS ELAPSED

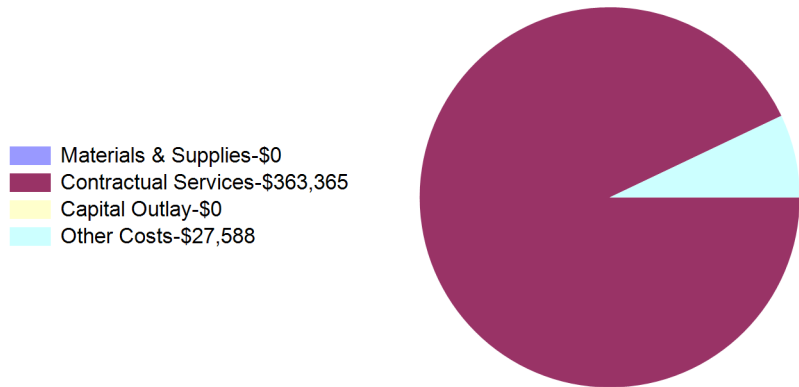
Year To Date Revenues
\$329,616



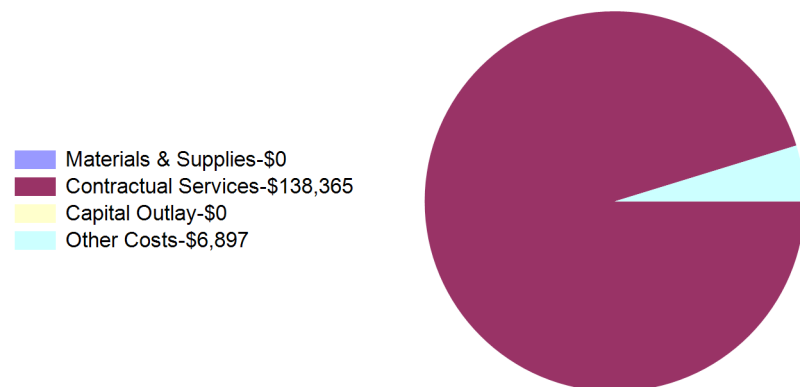
Month To Date Revenues
\$82,883



Year To Date Expenditures
\$390,953



Month To Date Expenditures
\$145,262

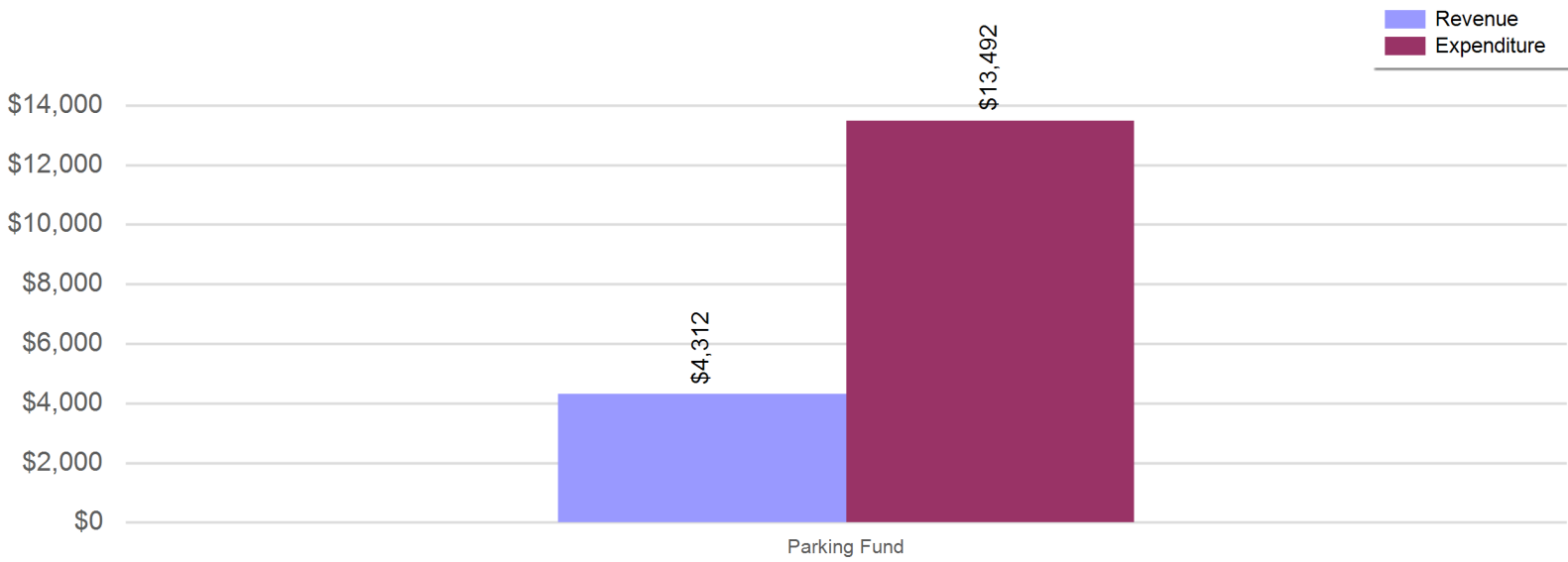


City of Casper, Wyoming
Other Enterprise Funds Balance Sheet
For Fiscal Year 2023 as of October 31, 2022
33.33 % OF THE FISCAL YEAR HAS ELAPSED

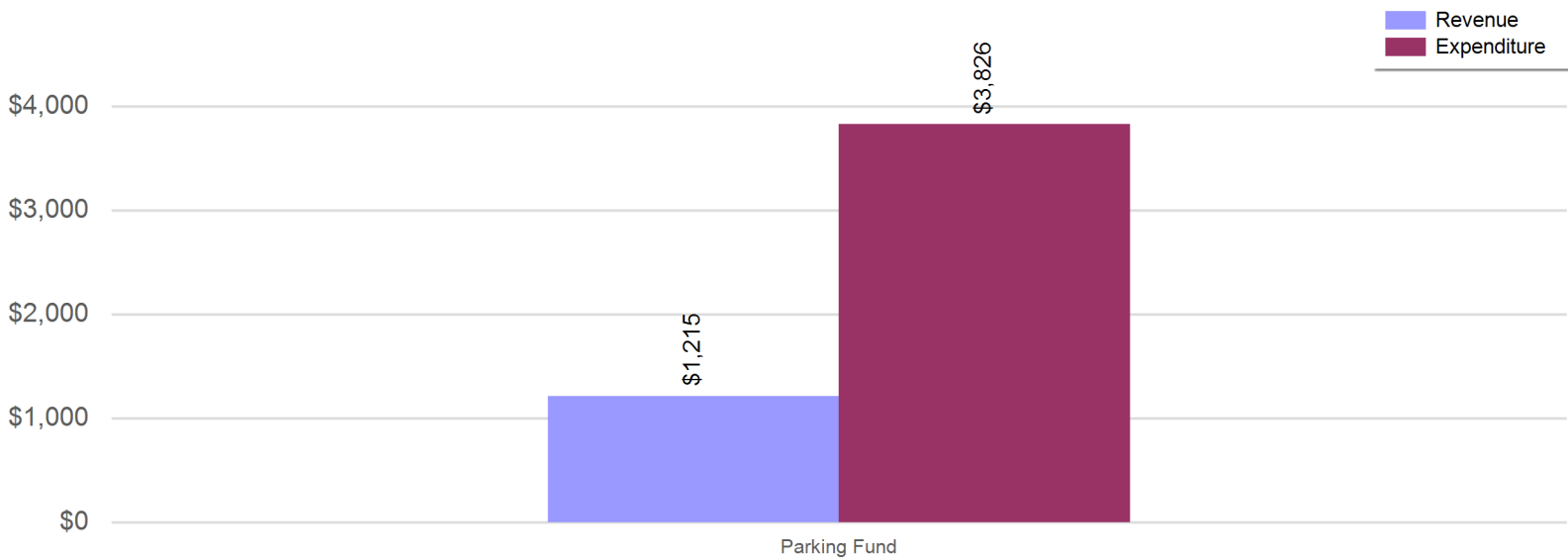
	Parking Fund
ASSETS	
Current Assets	
Cash	\$ 3,341
Investments	145,082
Market Adjustments	-
Accounts Receivable	1,004
Total Current Assets	149,426
Capital Assets	
Land, Buildings & Improvements	2,981,187
Equipment	55,379
Accumulated Depreciation	(2,183,419)
Total Capital Assets	853,147
Total Assets	\$ 1,002,573
LIABILITIES	
Current Liabilities	
Accounts Payable	\$ -
Total Current Liabilities	-
Total Liabilities	-
NET POSITION	
Net Investment in Capital Assets	\$ 853,147
Unrestricted	149,426
Total Net Position	\$ 1,002,573

City of Casper, Wyoming
Other Enterprise Funds Revenue and Expenditure Comparison
For Fiscal Year 2023 as of October 31, 2022
33.33 % OF THE FISCAL YEAR HAS ELAPSED

Other Enterprise Funds YTD Revenue and Expenditure Comparison



Other Enterprise Funds MTD Revenue and Expenditure Comparison



City of Casper, Wyoming
Parking Lots Statement of Revenues and Expenditures

For Fiscal Year 2023 as of October 31, 2022
 33.33 % OF THE FISCAL YEAR HAS ELASPED

	Revised Budget	Current Year To Date	Current Year % of Budget
Revenues:			
Goods and Svcs Rev	\$ 1,500	\$ 530	35.33%
Misc Revenue	15,477	3,782	24.44%
Total Revenues	\$ 16,977	\$ 4,312	25.40%
	Revised Budget	Current Year To Date	Current Year % of Budget
Expenditures:			
Contractual Services	\$ 47,924	\$ 12,604	26.30%
Other Costs	2,663	888	33.33%
Total Expenditures	\$ 50,587	\$ 13,492	26.67%
Net Revenue (Shortfall)	\$ (33,610)	\$ (9,179)	-1.27%

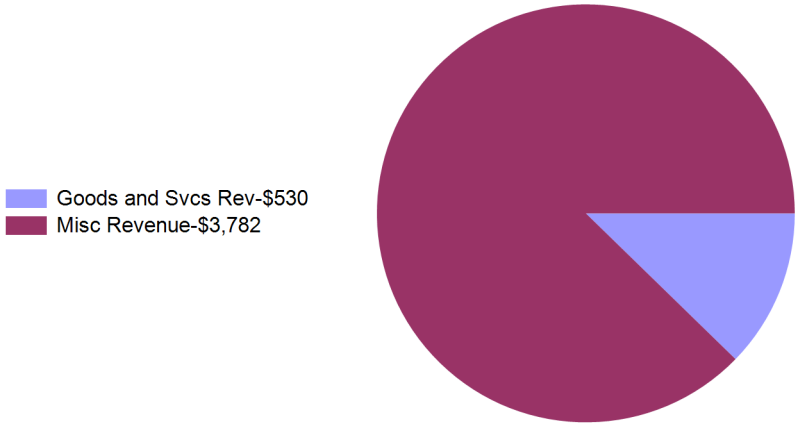
Parking Lots Summary of Cash and Investments

Cash	\$ 3,341
Investments	145,082
	\$ 148,423

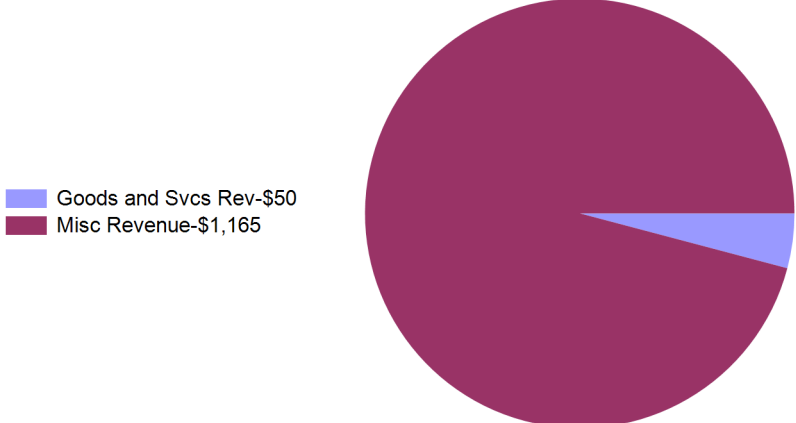
City of Casper, Wyoming Parking Lots Summary of Revenues and Expenditures

For Fiscal Year 2023 as of October 31, 2022
33.33 % OF THE FISCAL YEAR HAS ELAPSED

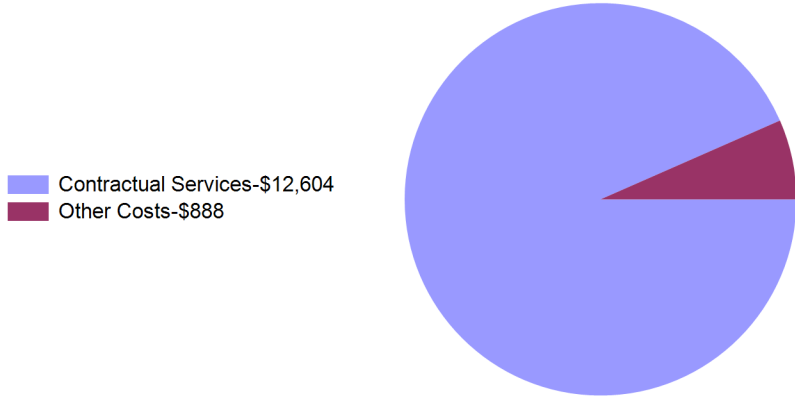
Year To Date Revenues
\$4,312



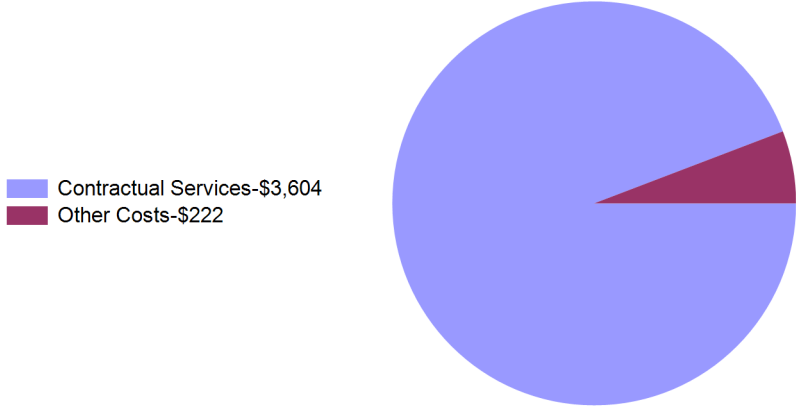
Month To Date Revenues
\$1,215



Year To Date Expenditures
\$13,492



Month To Date Expenditures
\$3,826



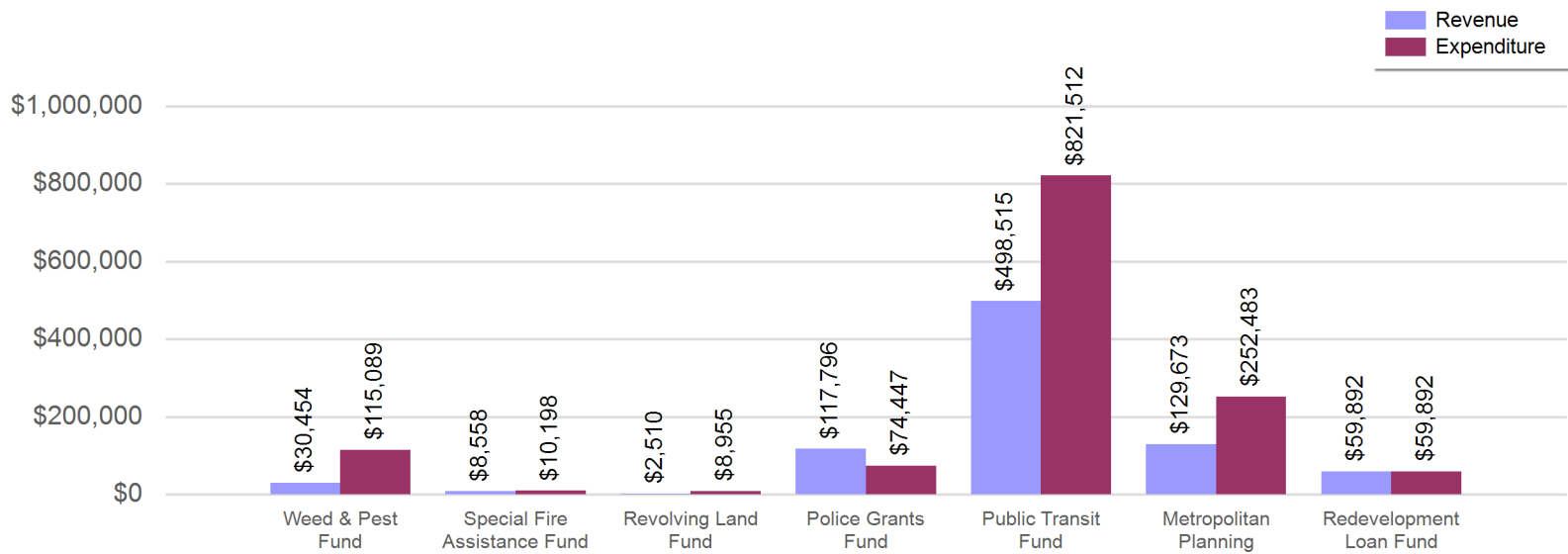
City of Casper, Wyoming
Special Revenue Funds Consolidated Balance Sheet

For Fiscal Year 2023 as of October 31, 2022
33.33 % OF THE FISCAL YEAR HAS ELAPSED

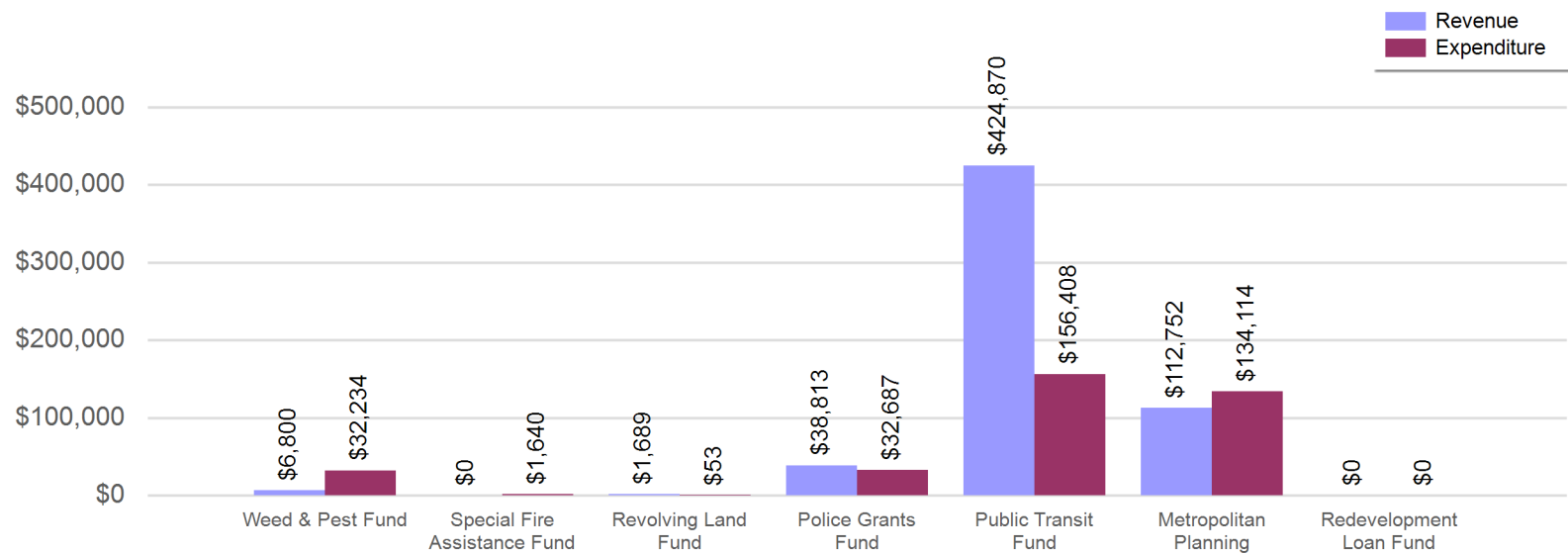
	Weed & Pest Fund	Special Fire Assistance Fund	Revolving Land Fund	Police Grants Fund	Public Transit Fund	Metropolitan Planning	Redevelopment Loan Fund
ASSETS							
Current Assets							
Cash	\$ 194,834	\$ 21,228	\$ 109,716	\$ 49,058	\$ (1,604,962)	\$ 149,448	\$ 100,937
Investments	784,422		706,907				
Market Adjustments	-		-				
Interest Receivable							4,027
Grants Receivable		-		14,643	424,634	116,674	
Loans Receivable							164,000
Accounts Receivable	-			4,999	3,081		
Prepaid Expenses						36,833	
Total Current Assets	979,256	21,228	816,623	68,700	(1,177,247)	302,955	268,964
Total Assets	\$ 979,256	\$ 21,228	\$ 816,623	\$ 68,700	\$ (1,177,247)	\$ 302,955	\$ 268,964
LIABILITIES							
Current Liabilities							
Accounts Payable	\$ 14,723	\$ 1,640	\$ -	\$ 3,959	\$ 44,517	\$ 112,685	\$ -
Accrued Wages and Benefits Payable	13,996			2,636	48,378	10,567	
Interest Payable							4,027
Deferred Revenue					4,008		
Total Current Liabilities	28,719	1,640	-	6,595	96,904	123,253	4,027
Total Liabilities	\$ 28,719	\$ 1,640	\$ -	\$ 6,595	\$ 96,904	\$ 123,253	\$ 4,027
NET POSITION							
Unrestricted	\$ 950,537	\$ 19,588	\$ 816,623	\$ 62,105	\$ (1,274,151)	\$ 179,703	\$ 264,937
Total Net Position	\$ 950,537	\$ 19,588	\$ 816,623	\$ 62,105	\$ (1,274,151)	\$ 179,703	\$ 264,937

City of Casper, Wyoming
Special Revenue Funds Funds Revenue and Expenditure Comparison
For Fiscal Year 2023 as of October 31, 2022
33.33 % OF THE FISCAL YEAR HAS ELAPSED

Special Revenue Funds YTD Revenue and Expenditure Comparison



Special Revenue Funds MTD Revenue and Expenditure Comparison



City of Casper, Wyoming
Weed & Pest Fund Statement of Revenues and Expenditures
For Fiscal Year 2023 as of October 31, 2022
33.33 % OF THE FISCAL YEAR HAS ELAPSED

	<u>Revised Budget</u>	<u>Current Year To Date</u>	<u>Current Year % of Budget</u>
Revenues:			
Local Taxes	\$ 800,000	\$ 17,601	2.20%
Misc Revenue	2,897	12,853	443.65%
Total Revenues	\$ 802,897	\$ 30,454	3.79%

	<u>Revised Budget</u>	<u>Current Year To Date</u>	<u>Current Year % of Budget</u>
Expenditures:			
Personnel Services	\$ 303,560	\$ 80,724	26.59%
Materials & Supplies	87,616	10,717	12.23%
Contractual Services	112,886	18,197	16.12%
Capital Outlay	207,000	-	0.00%
Other Costs	14,253	3,303	23.17%
Utility Expense	300	2,148	715.94%
Total Expenditures	\$ 725,615	\$ 115,089	15.86%

Net Revenue (Shortfall) \$ 77,282 \$ (84,636) -12.07%

Weed & Pest Fund Summary of Cash and Investments

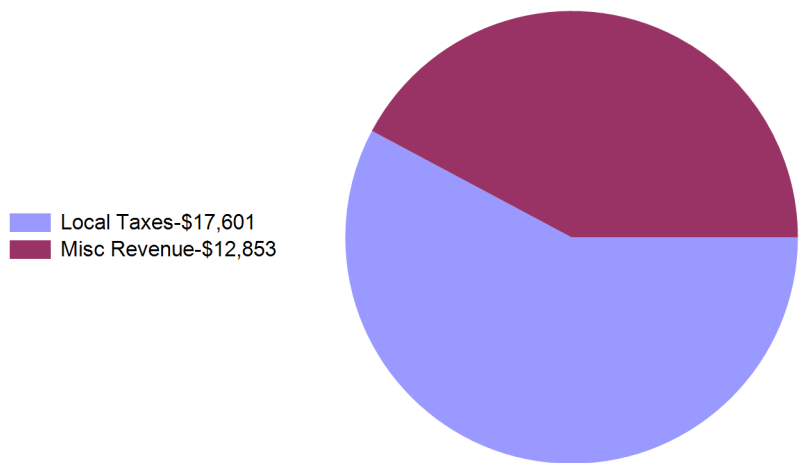
Cash	\$ 194,834
Investments	784,422
	<u>\$ 979,256</u>

City of Casper, Wyoming

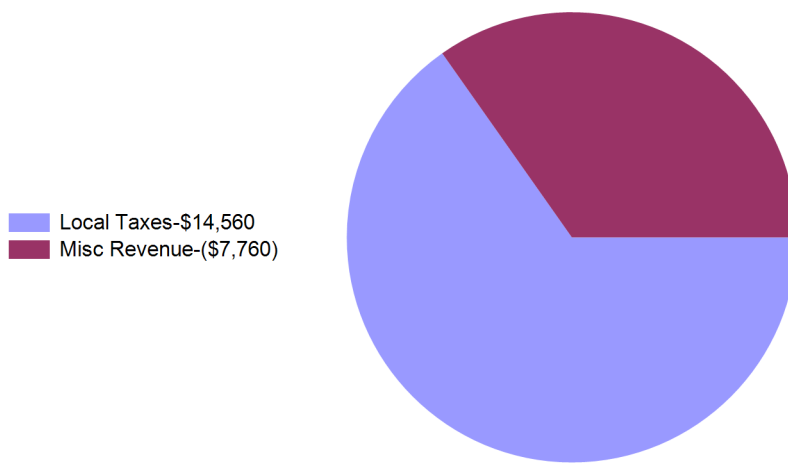
Weed & Pest Fund Summary of Revenues and Expenditures

For Fiscal Year 2023 as of October 31, 2022
33.33 % OF THE FISCAL YEAR HAS ELAPSED

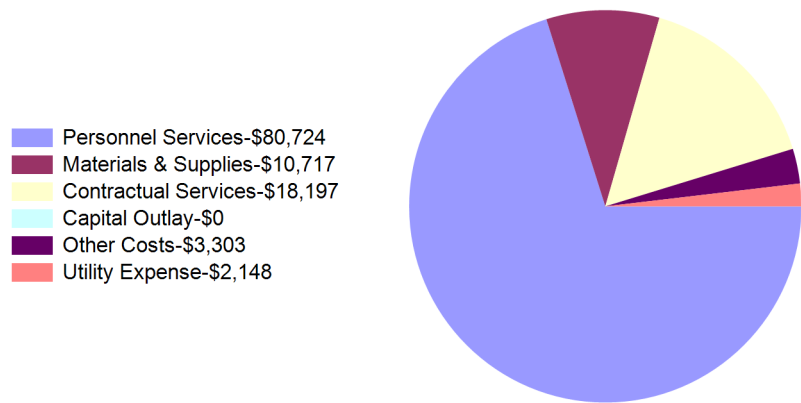
Year To Date Revenues
\$30,454



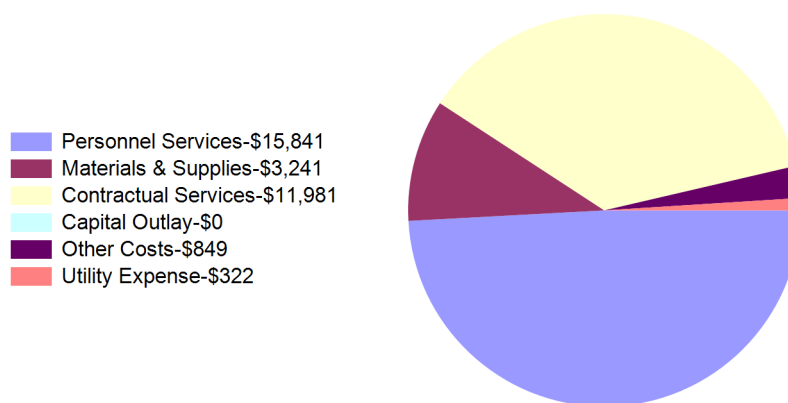
Month To Date Revenues
\$6,800



Year To Date Expenditures
\$115,089



Month To Date Expenditures
\$32,234



City of Casper, Wyoming
Special Fire Assistance Fund Statement of Revenues and Expenditures
For Fiscal Year 2023 as of October 31, 2022
33.33 % OF THE FISCAL YEAR HAS ELAPSED

	<u>Revised Budget</u>	<u>Current Year To Date</u>	<u>Current Year % of Budget</u>
Revenues:			
Intergovernmental	\$ 351,087	\$ 8,558	2.44%
Misc Revenue	109,985	-	0.00%
Total Revenues	\$ 461,072	\$ 8,558	1.86%

	<u>Revised Budget</u>	<u>Current Year To Date</u>	<u>Current Year % of Budget</u>
Expenditures:			
Personnel Services	\$ 59,985	\$ -	0.00%
Materials & Supplies	200,162	10,198	5.09%
Capital Outlay	200,926	-	0.00%
Total Expenditures	\$ 461,073	\$ 10,198	2.21%
Net Revenue (Shortfall)	\$ (1)	\$ (1,640)	-0.36%

Special Fire Assistance Fund Summary of Cash and Investments

Cash	\$ 21,228
Investments	-
	<u>\$ 21,228</u>

City of Casper, Wyoming Special Fire Assistance Fund Summary of Revenues and Expenditures

For Fiscal Year 2023 as of October 31, 2022
33.33 % OF THE FISCAL YEAR HAS ELAPSED

Year To Date Revenues
\$8,558




Intergovernmental-\$8,558
Misc Revenue-\$0

Month To Date Revenues
\$0


Intergovernmental-\$0
Misc Revenue-\$0

Year To Date Expenditures
\$10,198



Personnel Services-\$0
Materials & Supplies-\$10,198
Capital Outlay-\$0

Month To Date Expenditures
\$1,640



Personnel Services-\$0
Materials & Supplies-\$1,640
Capital Outlay-\$0

City of Casper, Wyoming
Revolving Land Fund Statement of Revenues and Expenditures

For Fiscal Year 2023 as of October 31, 2022
 33.33 % OF THE FISCAL YEAR HAS ELAPSED

	Revised Budget	Current Year To Date	Current Year % of Budget
Revenues:			
Misc Revenue	\$ 5,849	\$ 2,510	42.91%
Other Sources	1,725,000	-	0.00%
Total Revenues	\$ 1,730,849	\$ 2,510	0.15%

	Revised Budget	Current Year To Date	Current Year % of Budget
Expenditures:			
Contractual Services	\$ 45,295	\$ 8,955	19.77%
Capital Outlay	645,000	-	0.00%
Total Expenditures	\$ 690,295	\$ 8,955	1.30%
Net Revenue (Shortfall)	\$ 1,040,554	\$ (6,445)	-1.15%

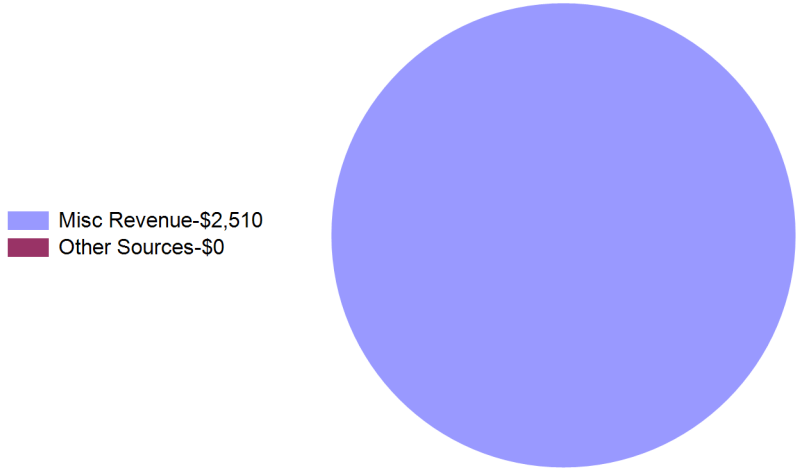
Revolving Land Fund Summary of Cash and Investments

Cash	\$ 109,716
Investments	706,907
	\$ 816,623

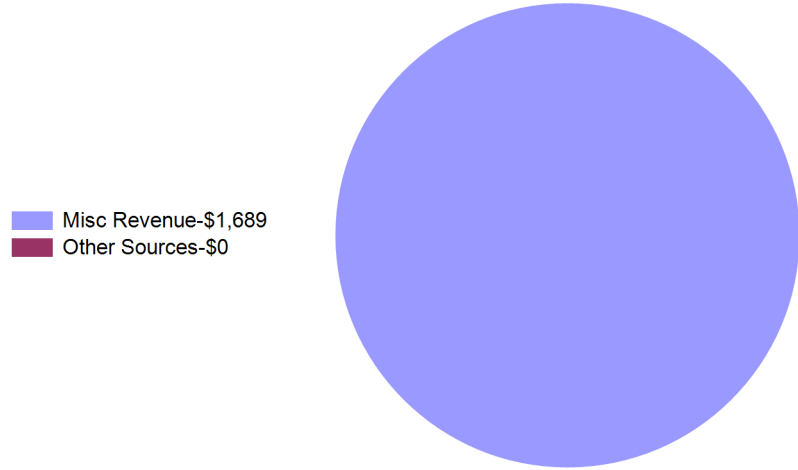
City of Casper, Wyoming Revolving Land Fund Summary of Revenues and Expenditures

For Fiscal Year 2023 as of October 31, 2022
33.33 % OF THE FISCAL YEAR HAS ELAPSED

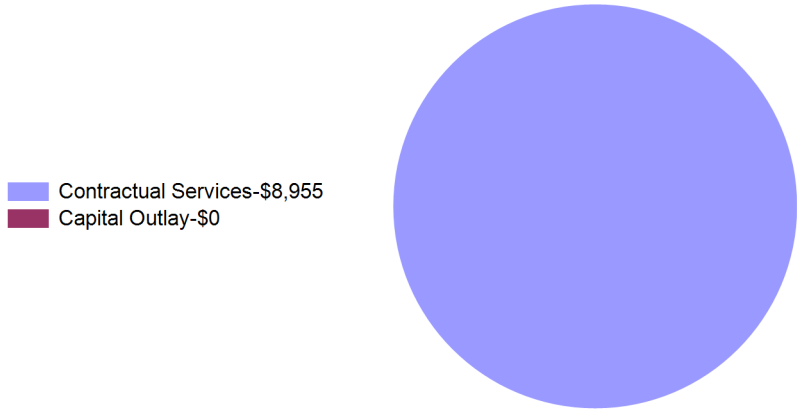
Year To Date Revenues
\$2,510



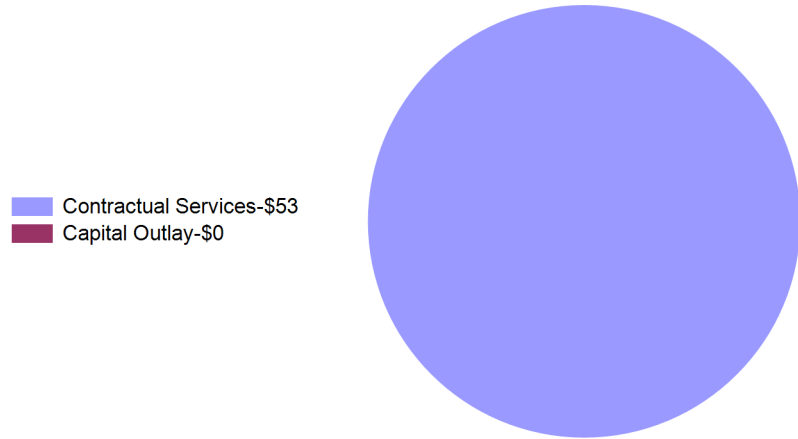
Month To Date Revenues
\$1,689



Year To Date Expenditures
\$8,955



Month To Date Expenditures
\$53

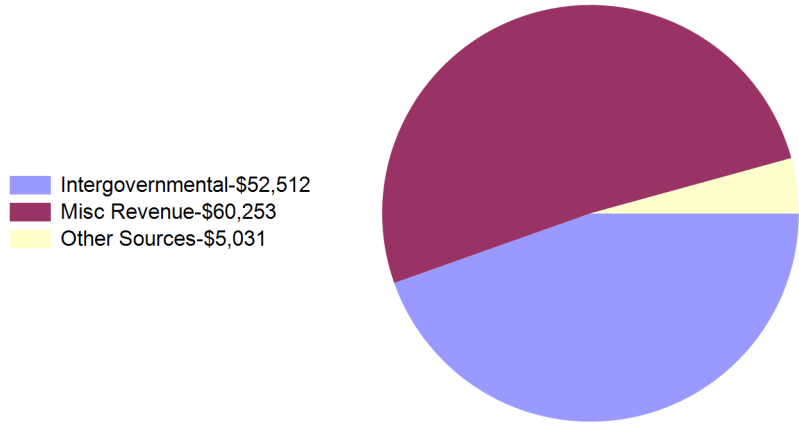


City of Casper, Wyoming

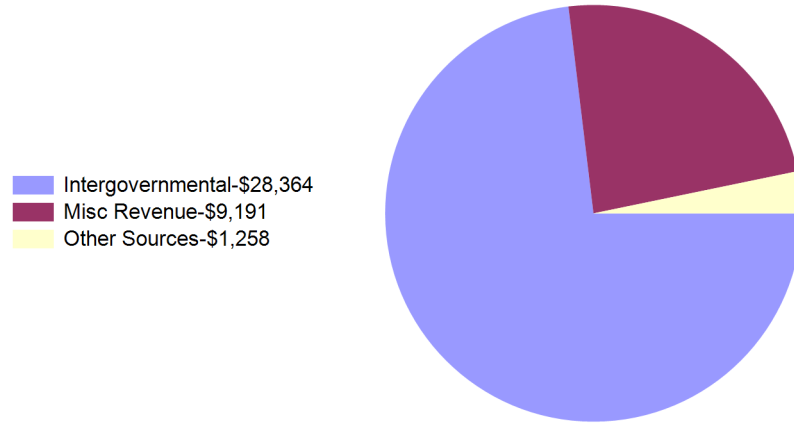
Police Grants Fund Summary of Revenues and Expenditures

For Fiscal Year 2023 as of October 31, 2022
33.33 % OF THE FISCAL YEAR HAS ELAPSED

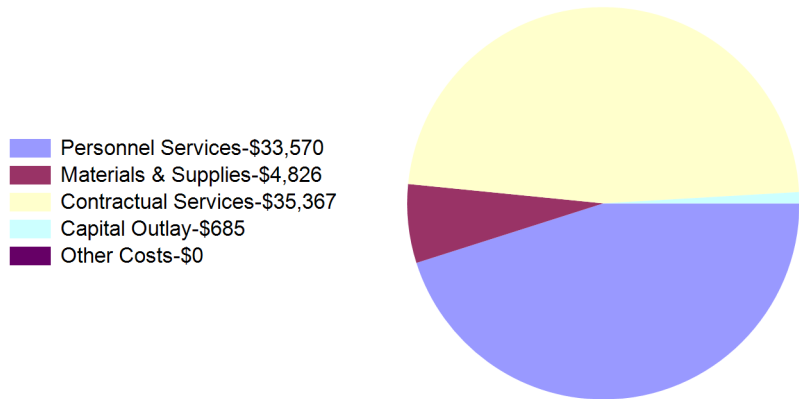
Year To Date Revenues
\$117,796



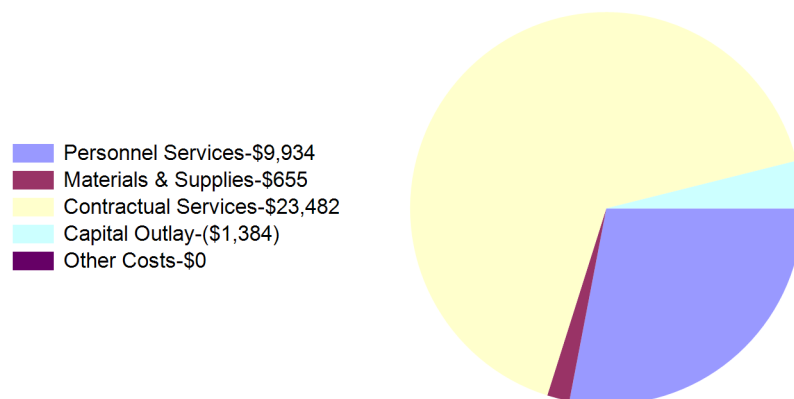
Month To Date Revenues
\$38,813



Year To Date Expenditures
\$74,447



Month To Date Expenditures
\$32,687



City of Casper, Wyoming
Public Transit Fund Statement of Revenues and Expenditures

For Fiscal Year 2023 as of October 31, 2022
 33.33 % OF THE FISCAL YEAR HAS ELAPSED

	Revised Budget	Current Year To Date	Current Year % of Budget
Revenues:			
Intergovernmental	\$ 3,586,542	\$ 399,900	11.15%
Goods and Svcs Rev	90,000	36,747	40.83%
Misc Revenue	150,852	-	0.00%
Other Sources	458,485	61,867	13.49%
Total Revenues	\$ 4,285,879	\$ 498,515	11.63%

	Revised Budget	Current Year To Date	Current Year % of Budget
Expenditures:			
Personnel Services	\$ 1,828,159	\$ 602,732	32.97%
Materials & Supplies	237,647	49,636	20.89%
Contractual Services	311,833	49,795	15.97%
Capital Outlay	1,855,899	111,411	6.00%
Other Costs	152,303	6,090	4.00%
Utility Expense	17,600	1,849	10.50%
Total Expenditures	\$ 4,403,441	\$ 821,512	18.66%

Net Revenue (Shortfall) \$ (117,562) \$ (322,997) -7.02%

Public Transit Fund Summary of Cash and Investments

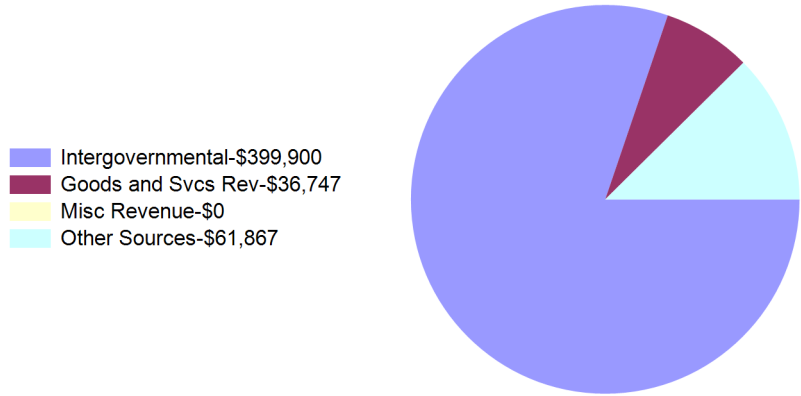
Cash	\$ (1,604,962)
Investments	-
	<u>\$ (1,604,962)</u>

City of Casper, Wyoming

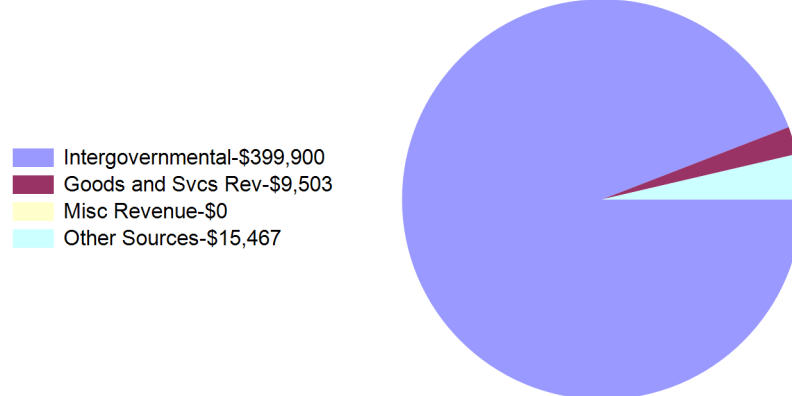
Public Transit Fund Summary of Revenues and Expenditures

For Fiscal Year 2023 as of October 31, 2022
33.33 % OF THE FISCAL YEAR HAS ELAPSED

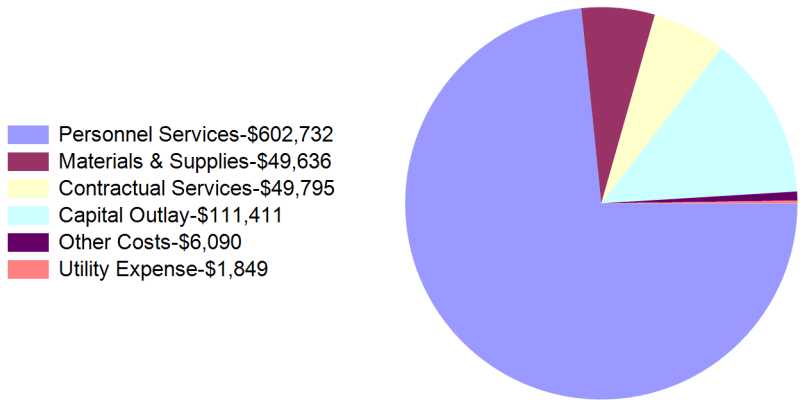
Year To Date Revenues
\$498,515



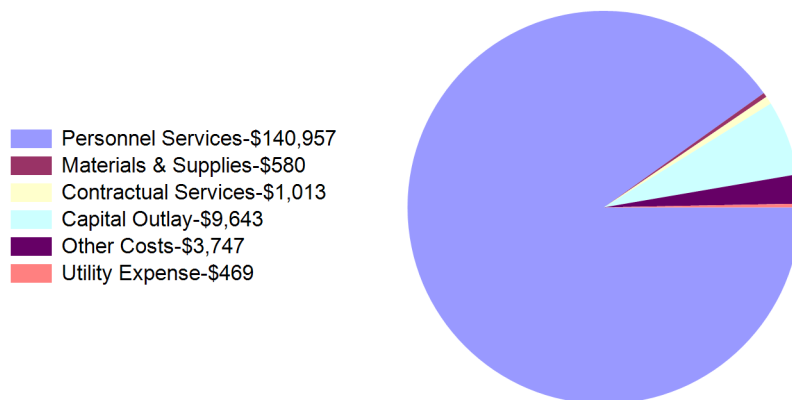
Month To Date Revenues
\$424,870



Year To Date Expenditures
\$821,512



Month To Date Expenditures
\$156,408



City of Casper, Wyoming
Metropolitan Planning Fund Statement of Revenues and Expenditures
For Fiscal Year 2023 as of October 31, 2022
33.33 % OF THE FISCAL YEAR HAS ELAPSED

	<u>Revised Budget</u>	<u>Current Year To Date</u>	<u>Current Year % of Budget</u>
Revenues:			
Intergovernmental	\$ 1,457,634	\$ 107,111	7.35%
Misc Revenue	24,642	-	0.00%
Other Sources	67,684	22,561	33.33%
Total Revenues	\$ 1,549,960	\$ 129,673	8.37%

	<u>Revised Budget</u>	<u>Current Year To Date</u>	<u>Current Year % of Budget</u>
Expenditures:			
Personnel Services	\$ 370,017	\$ 99,081	26.78%
Materials & Supplies	8,000	988	12.35%
Contractual Services	2,000	435	21.73%
Capital Outlay	1,167,741	147,200	12.61%
Other Costs	13,910	4,779	34.36%
Total Expenditures	\$ 1,561,668	\$ 252,483	16.17%
Net Revenue (Shortfall)	\$ (11,708)	\$ (122,810)	-7.80%

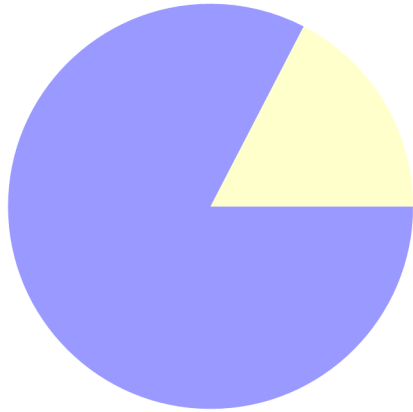
Metropolitan Planning Fund Summary of Cash and Investments

Cash	\$ 149,448
Investments	-
	<u>\$ 149,448</u>

City of Casper, Wyoming Metropolitan Planning Fund Summary of Revenues and Expenditures

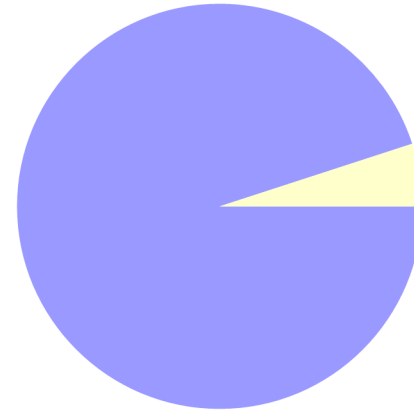
For Fiscal Year 2023 as of October 31, 2022
33.33 % OF THE FISCAL YEAR HAS ELAPSED

Year To Date Revenues
\$129,673



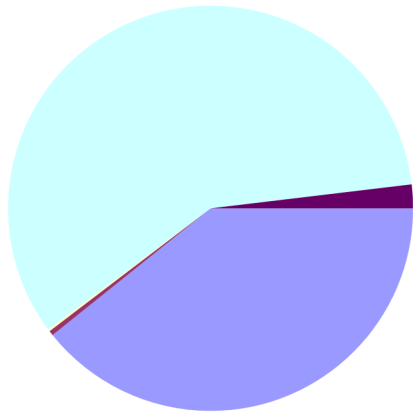
- Intergovernmental-\$107,111
- Misc Revenue-\$0
- Other Sources-\$22,561

Month To Date Revenues
\$112,752



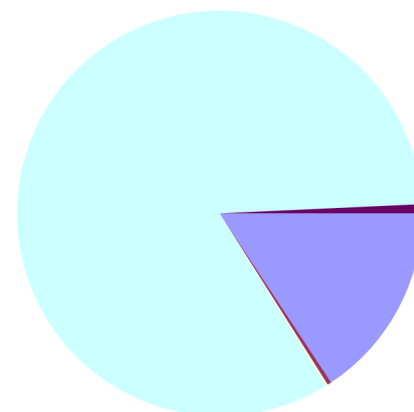
- Intergovernmental-\$107,111
- Misc Revenue-\$0
- Other Sources-\$5,640

Year To Date Expenditures
\$252,483



- Personnel Services-\$99,081
- Materials & Supplies-\$988
- Contractual Services-\$435
- Capital Outlay-\$147,200
- Other Costs-\$4,779

Month To Date Expenditures
\$134,114



- Personnel Services-\$21,073
- Materials & Supplies-\$441
- Contractual Services-\$171
- Capital Outlay-\$111,459
- Other Costs-\$970

City of Casper, Wyoming
Redevelopment Loan Fund Statement of Revenues and Expenditures
 For Fiscal Year 2023 as of October 31, 2022
 33.33 % OF THE FISCAL YEAR HAS ELAPSED

	<u>Revised Budget</u>	<u>Current Year To Date</u>	<u>Current Year % of Budget</u>
Revenues:			
Other Sources	\$ 63,157	\$ 59,892	94.83%
Total Revenues	\$ 63,157	\$ 59,892	94.83%
	<u>Revised Budget</u>	<u>Current Year To Date</u>	<u>Current Year % of Budget</u>
Expenditures:			
Debt Service	\$ 63,157	\$ 59,892	94.83%
Total Expenditures	\$ 63,157	\$ 59,892	94.83%
Net Revenue (Shortfall)	\$ -	\$ -	0.00%

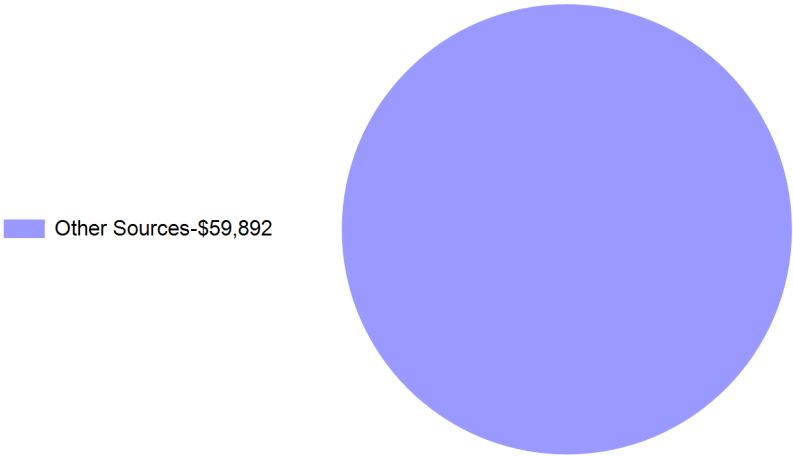
Redevelopment Loan Fund Summary of Cash and Investments

Cash	\$ 100,937
Investments	-
	<u>\$ 100,937</u>

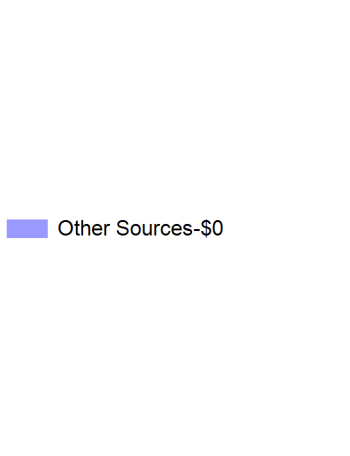
City of Casper, Wyoming Redevelopment Loan Fund Summary of Revenues and Expenditures

For Fiscal Year 2023 as of October 31, 2022
33.33 % OF THE FISCAL YEAR HAS ELAPSED

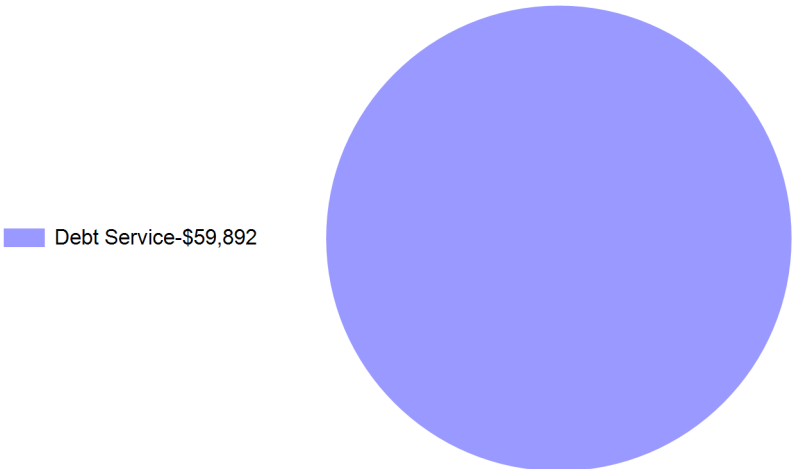
Year To Date Revenues
\$59,892



Month To Date Revenues
\$0



Year To Date Expenditures
\$59,892



Month To Date Expenditures
\$0

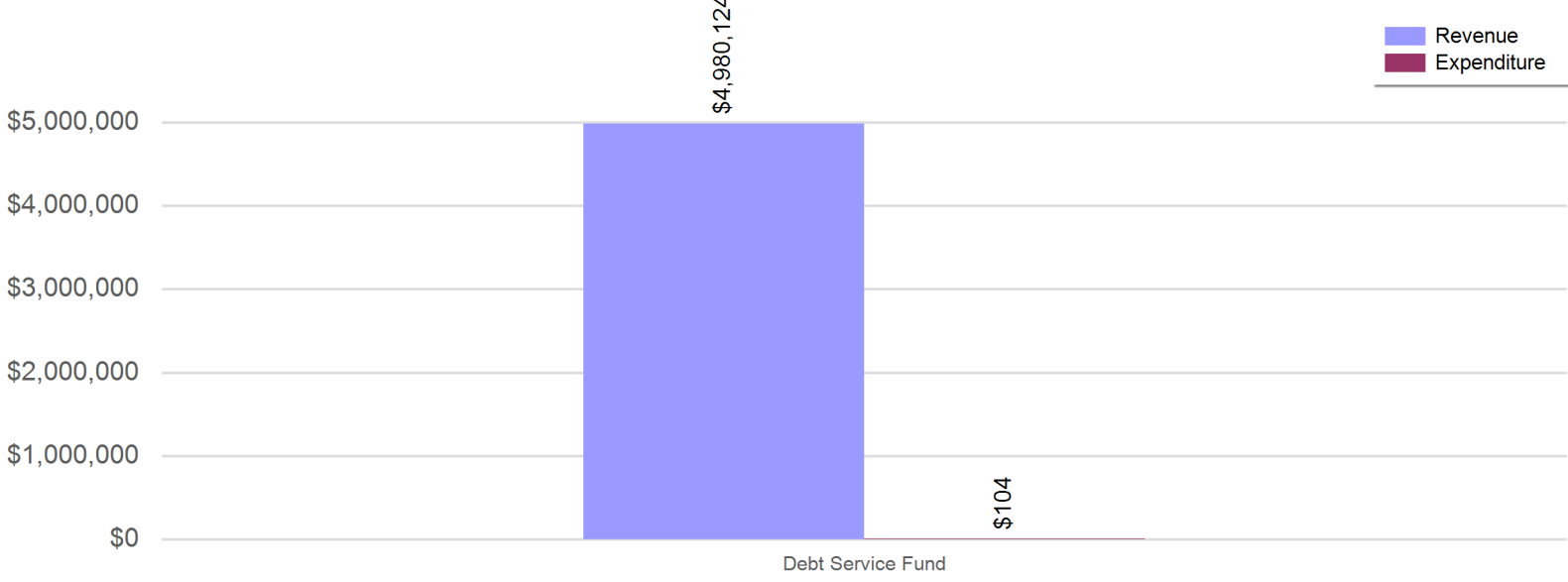


City of Casper, Wyoming
Debt Service Funds Balance Sheet
For Fiscal Year 2023 as of October 31, 2022
33.33 % OF THE FISCAL YEAR HAS ELAPSED

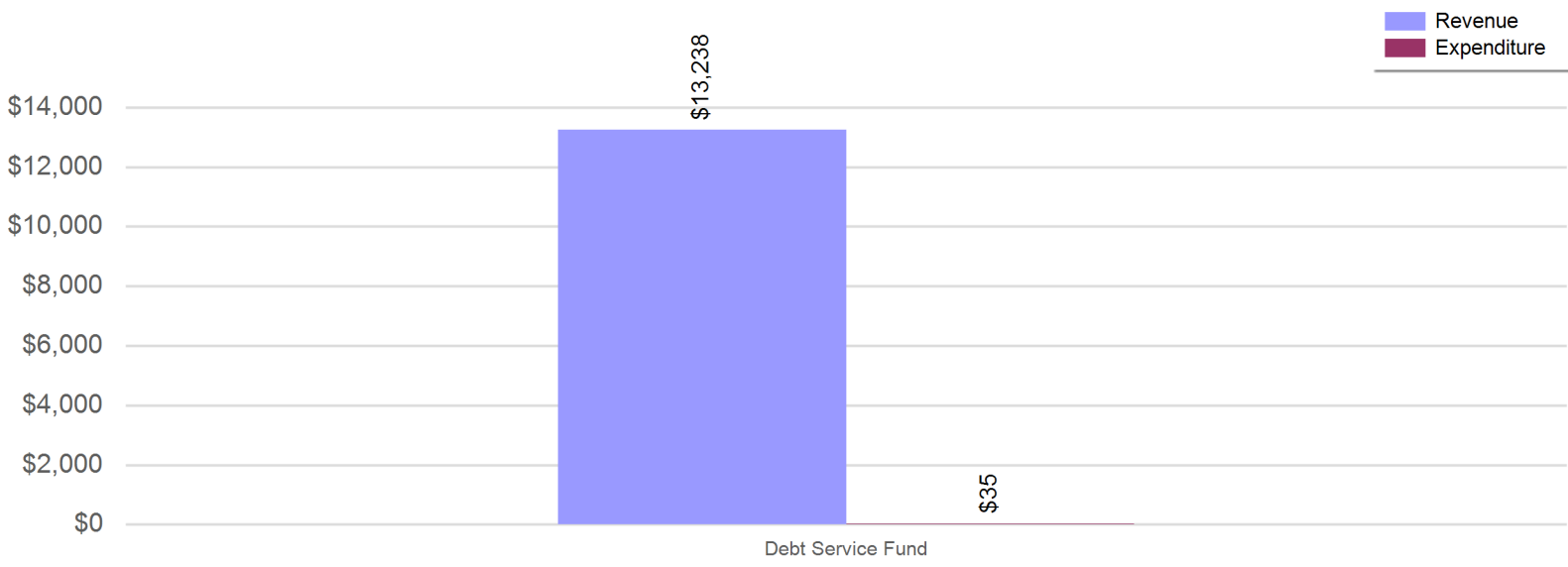
	<u>Debt Service Fund</u>
ASSETS	
Current Assets	
Cash	\$ 217,289
Investments	5,540,399
Market Adjustments	-
Interest Receivable	9,176
Loans Receivable	116,835
Accounts Receivable	(23,665)
Total Current Assets	<u>5,860,034</u>
Total Assets	<u>\$ 5,860,034</u>
LIABILITIES	
Current Liabilities	
Accounts Payable	\$ -
Deferred Revenue	116,164
Total Current Liabilities	<u>116,164</u>
Total Liabilities	<u>\$ 116,164</u>
NET POSITION	
Unrestricted	\$ 5,743,870
Total Net Position	<u>\$ 5,743,870</u>

City of Casper, Wyoming
Debt Service Funds Revenue and Expenditure Comparison
For Fiscal Year 2023 as of October 31, 2022
33.33 % OF THE FISCAL YEAR HAS ELAPSED

Debt Service Funds YTD Revenue and Expenditure Comparison



Debt Service Funds MTD Revenue and Expenditure Comparison



City of Casper, Wyoming
Local Assessment District Fund Statement of Revenues and Expenditures

For Fiscal Year 2023 as of October 31, 2022
 33.33 % OF THE FISCAL YEAR HAS ELAPSED

	Revised Budget	Current Year To Date	Current Year % of Budget
Revenues:			
Misc Revenue	\$ 108,788	\$ 23,652	21.74%
Other Sources	4,956,472	4,956,472	100.00%
Total Revenues	\$ 5,065,260	\$ 4,980,124	98.32%
	Revised Budget	Current Year To Date	Current Year % of Budget
Expenditures:			
Contractual Services	\$ 6,538	\$ 104	1.59%
Debt Service	364,706	-	0.00%
Transfers Out	118,374	-	0.00%
Total Expenditures	\$ 489,618	\$ 104	0.02%
Net Revenue (Shortfall)	\$ 4,575,642	\$ 4,980,020	98.30%

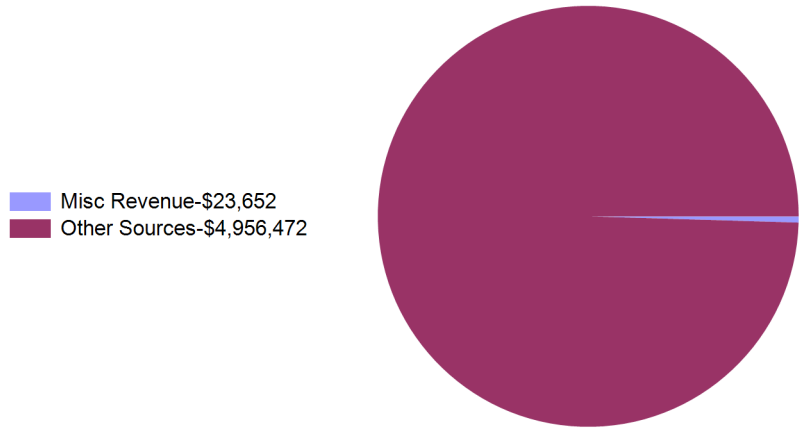
Local Assessment District Fund Summary of Cash and Investments

Cash	\$ 217,289
Investments	5,540,399
	\$ 5,757,687

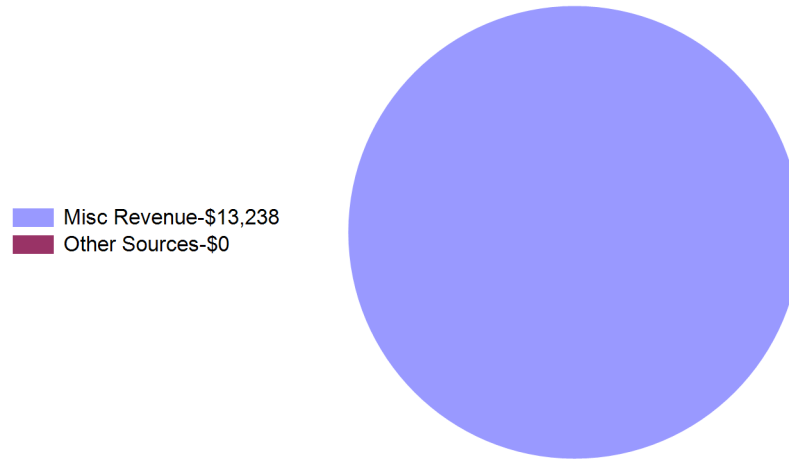
City of Casper, Wyoming Local Assessment District Fund Summary of Revenues and Expenditures

For Fiscal Year 2023 as of October 31, 2022
33.33 % OF THE FISCAL YEAR HAS ELAPSED

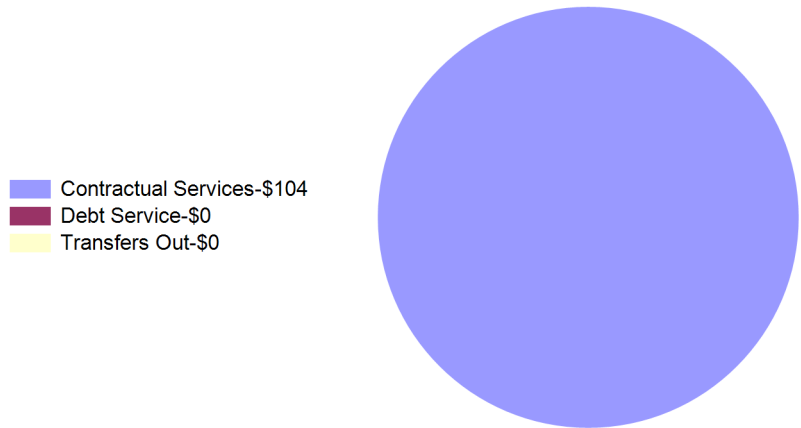
Year To Date Revenues
\$4,980,124



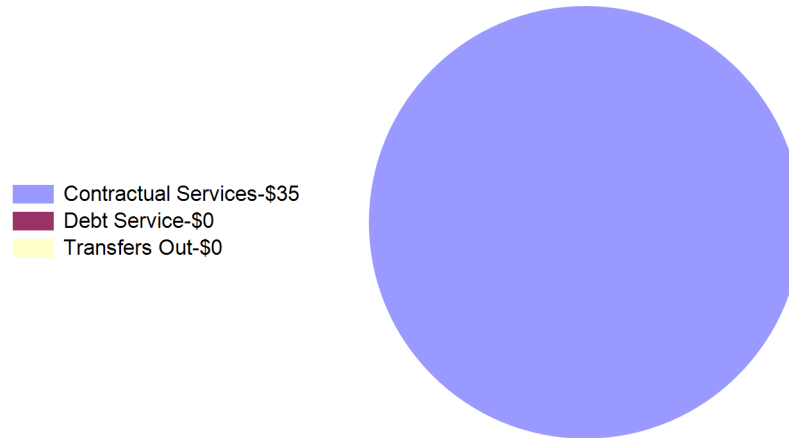
Month To Date Revenues
\$13,238



Year To Date Expenditures
\$104



Month To Date Expenditures
\$35



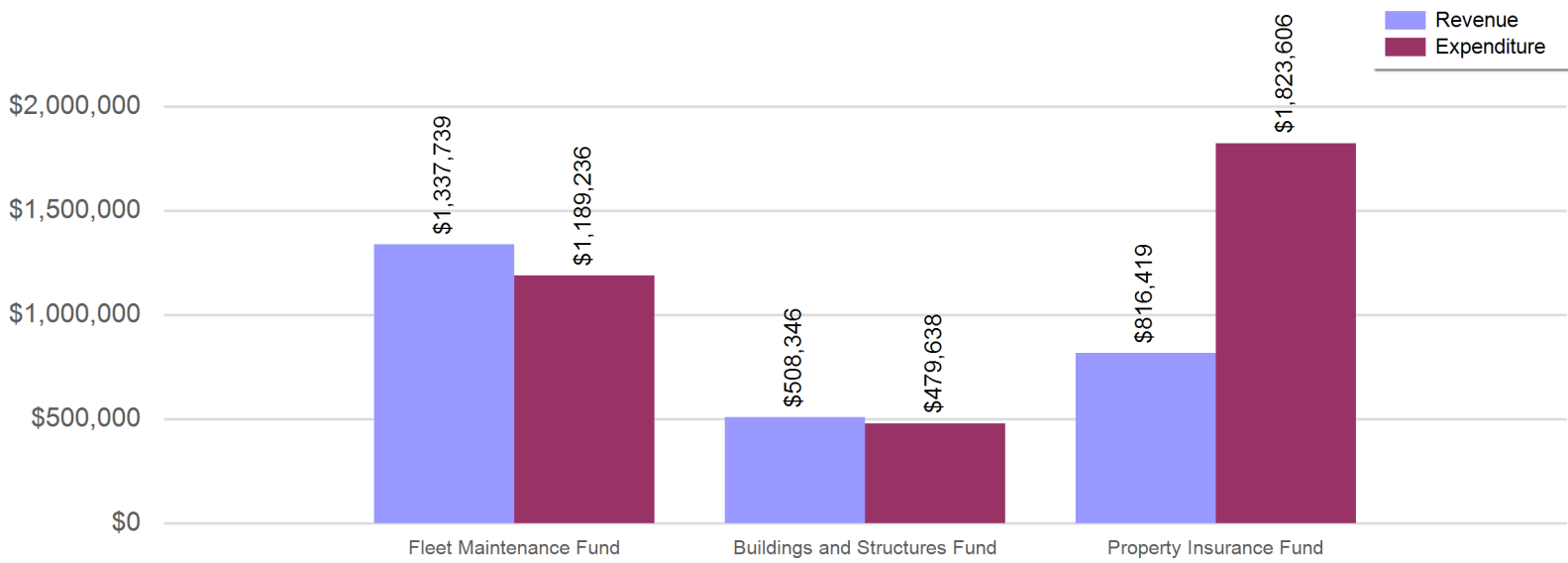
City of Casper, Wyoming
Internal Service Funds Consolidated Balance Sheet

For Fiscal Year 2023 as of October 31, 2022
33.33 % OF THE FISCAL YEAR HAS ELAPSED

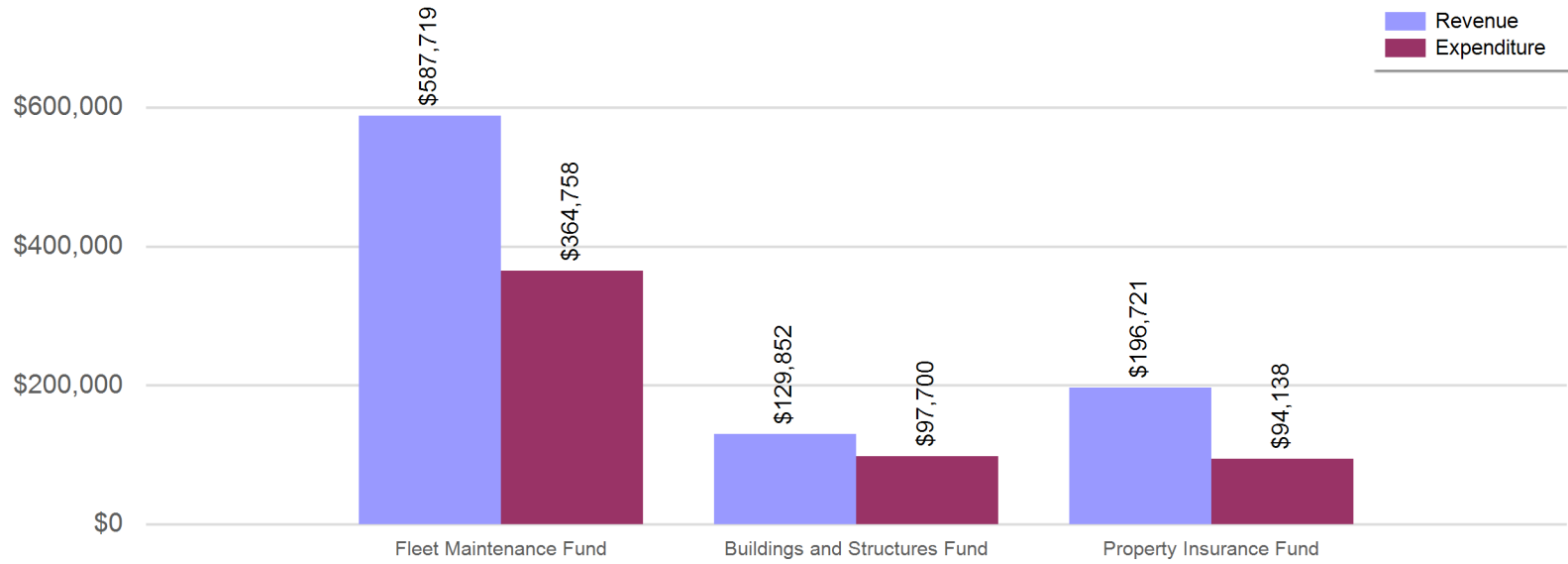
	Fleet Maintenance Fund	Buildings and Structures Fund	Property Insurance Fund
ASSETS			
Current Assets			
Cash	\$ 487,452	\$ 406,818	\$ (704,496)
Inventory	139,481		
Accounts Receivable	53,332	14,514	26,840
Total Current Assets	680,265	421,332	(677,656)
Capital Assets			
Equipment	589,674	199,618	
Accumulated Depreciation	(586,975)	(191,367)	
Total Capital Assets	2,699	8,251	
Total Assets	\$ 682,964	\$ 429,584	\$ (677,656)
DEFERRED OUTFLOWS OF RESOURCES			
Total Deferred Outflows Of Resources	\$ 639,481	\$ 533,259	\$ 71,076
LIABILITIES			
Current Liabilities			
Accounts Payable	\$ 264,895	\$ 31,407	\$ 45,672
Accrued Wages and Benefits Payable	26,703	18,748	9,993
Total Current Liabilities	291,598	50,155	55,664
Non-Current Liabilities			
Accrued Comp ABS	39,163	30,809	9,492
Net Pension Liability	443,722	304,485	165,248
Net OPEB Liability	659,074	565,856	42,975
Total Non-Current Liabilities	1,141,959	901,151	217,715
Total Liabilities	\$ 1,433,557	\$ 951,305	\$ 273,379
DEFERRED INFLOWS OF RESOURCES			
Total Deferred Inflows Of Resources	\$ 410,198	\$ 293,211	\$ 130,351
NET POSITION			
Net Investment in Capital Assets	\$ 2,699	\$ 8,251	\$
Unrestricted	(524,009)	(289,924)	(1,010,311)
Total Net Position	\$ (521,311)	\$ (281,673)	\$ (1,010,311)

City of Casper, Wyoming
Internal Service Funds Revenue and Expenditure Comparison
 For Fiscal Year 2023 as of October 31, 2022
 33.33 % OF THE FISCAL YEAR HAS ELAPSED

Internal Service Funds YTD Revenue and Expenditure Comparison



Internal Service Funds MTD Revenue and Expenditure Comparison



City of Casper, Wyoming
Fleet Maintenance Fund Statement of Revenues and Expenditures

For Fiscal Year 2023 as of October 31, 2022
 33.33 % OF THE FISCAL YEAR HAS ELAPSED

	<u>Revised Budget</u>	<u>Current Year To Date</u>	<u>Current Year % of Budget</u>
Revenues:			
Goods and Svcs Rev	\$ 2,445,927	\$ 934,010	38.19%
Misc Revenue	972,000	403,729	41.54%
Total Revenues	\$ 3,417,927	\$ 1,337,739	39.14%

	<u>Revised Budget</u>	<u>Current Year To Date</u>	<u>Current Year % of Budget</u>
Expenditures:			
Personnel Services	\$ 969,340	\$ 309,712	31.95%
Materials & Supplies	1,825,001	675,564	37.02%
Contractual Services	570,811	179,656	31.47%
Other Costs	31,475	12,158	38.63%
Utility Expense	21,300	12,146	57.02%
Total Expenditures	\$ 3,417,927	\$ 1,189,236	34.79%
Net Revenue (Shortfall)	\$ -	\$ 148,502	4.34%

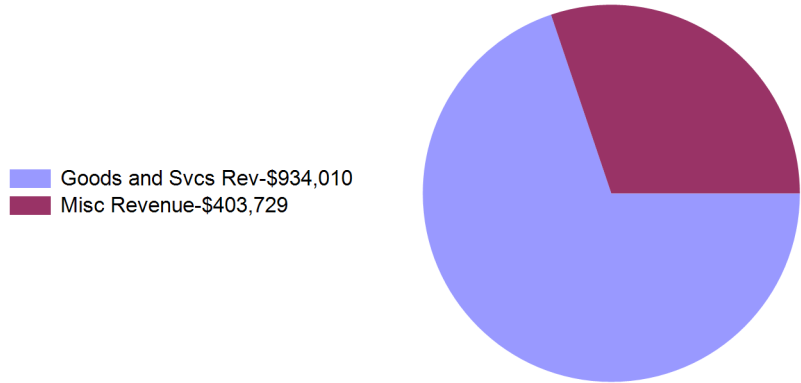
Fleet Maintenance Fund Summary of Cash and Investments

Cash	\$ 487,452
Investments	-
	<u>\$ 487,452</u>

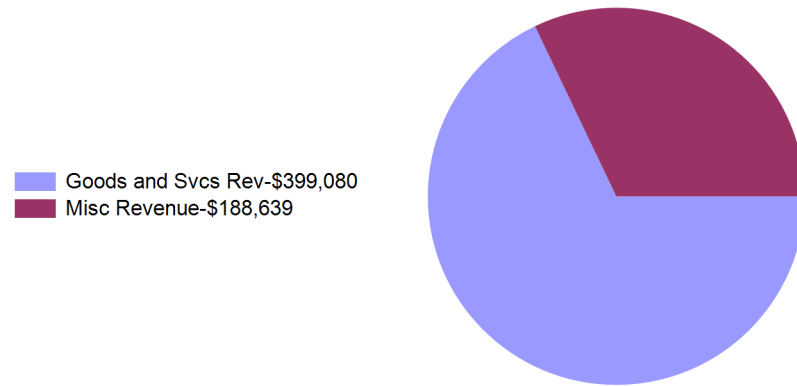
City of Casper, Wyoming Fleet Maintenance Fund Summary of Revenues and Expenditures

For Fiscal Year 2023 as of October 31, 2022
33.33 % OF THE FISCAL YEAR HAS ELAPSED

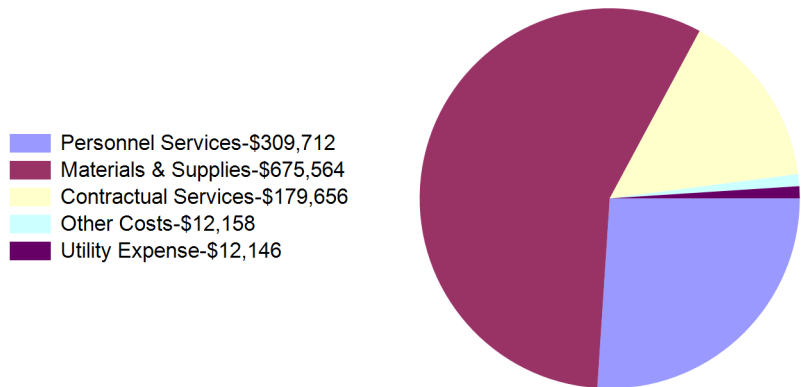
Year To Date Revenues
\$1,337,739



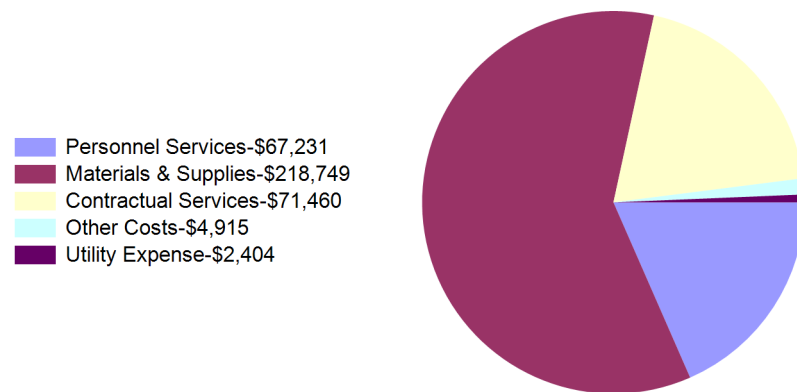
Month To Date Revenues
\$587,719



Year To Date Expenditures
\$1,189,236



Month To Date Expenditures
\$364,758



City of Casper, Wyoming
Buildings & Structures Fund Statement of Revenues and Expenditures

For Fiscal Year 2023 as of October 31, 2022
 33.33 % OF THE FISCAL YEAR HAS ELAPSED

	Revised Budget	Current Year To Date	Current Year % of Budget
Revenues:			
Goods and Svcs Rev	\$ 1,536,459	\$ 504,300	32.82%
Misc Revenue	-	2,400	
Other Sources	4,940	1,647	33.33%
Total Revenues	\$ 1,541,399	\$ 508,346	32.98%

	Revised Budget	Current Year To Date	Current Year % of Budget
Expenditures:			
Personnel Services	\$ 1,066,110	\$ 299,633	28.11%
Materials & Supplies	275,182	115,746	42.06%
Contractual Services	165,371	50,095	30.29%
Capital Outlay	2,611	2,611	100.00%
Transfers Out	3,750	-	0.00%
Other Costs	38,694	10,731	27.73%
Utility Expense	4,196	822	19.58%
Total Expenditures	\$ 1,555,914	\$ 479,638	30.83%

Net Revenue (Shortfall)	\$ (14,515)	\$ 28,708	2.15%
--------------------------------	--------------------	------------------	--------------

Buildings & Structures Fund Summary of Cash and Investments

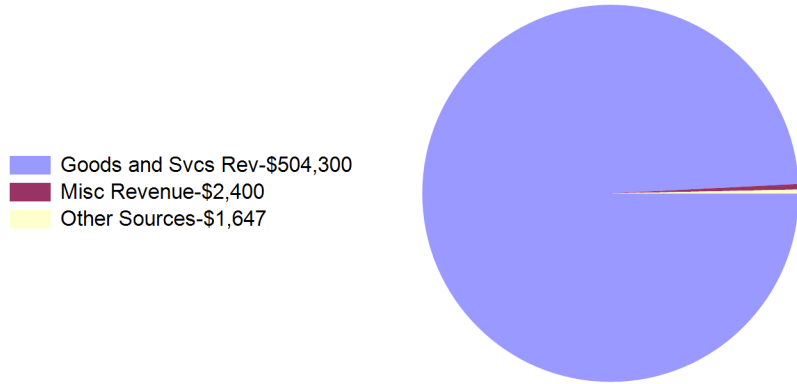
Cash	\$ 406,818
Investments	-
	\$ 406,818

City of Casper, Wyoming

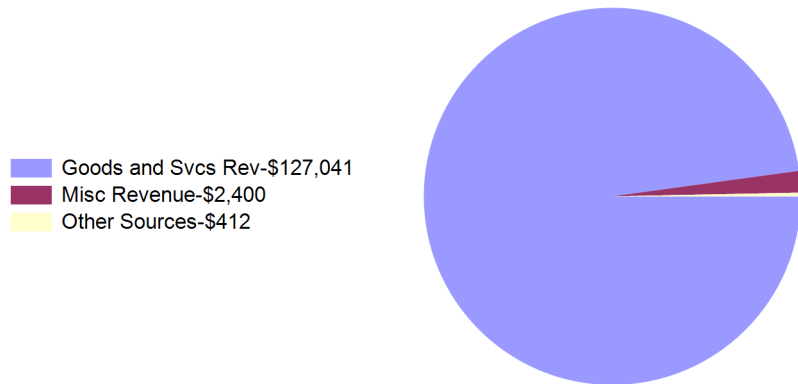
Buildings & Structures Fund Summary of Revenues and Expenditures

For Fiscal Year 2023 as of October 31, 2022
33.33 % OF THE FISCAL YEAR HAS ELAPSED

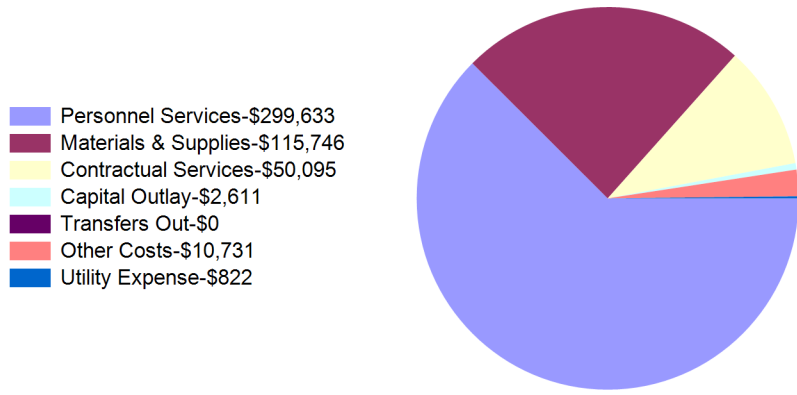
Year To Date Revenues
\$508,346



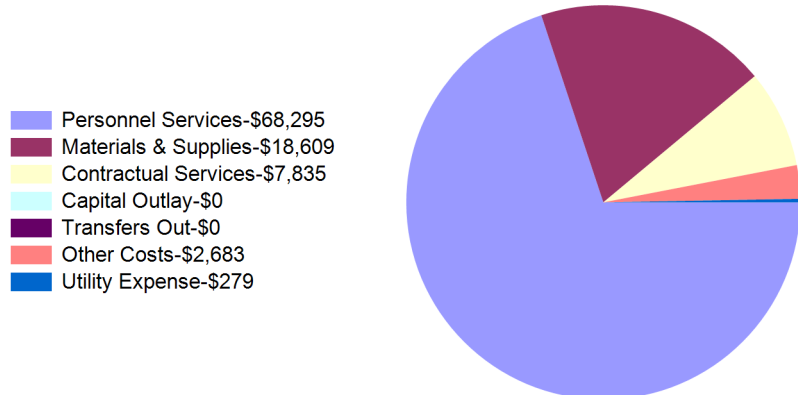
Month To Date Revenues
\$129,852



Year To Date Expenditures
\$479,638



Month To Date Expenditures
\$97,700



City of Casper, Wyoming
Property Insurance Fund Statement of Revenues and Expenditures

For Fiscal Year 2023 as of October 31, 2022
 33.33 % OF THE FISCAL YEAR HAS ELAPSED

	Revised Budget	Current Year To Date	Current Year % of Budget
Revenues:			
Intergovernmental	\$ 10,000	\$ -	0.00%
Goods and Svcs Rev	2,433,512	784,905	32.25%
Misc Revenue	168,500	31,514	18.70%
Total Revenues	\$ 2,612,012	\$ 816,419	31.26%

	Revised Budget	Current Year To Date	Current Year % of Budget
Expenditures:			
Personnel Services	\$ 347,976	\$ 118,324	34.00%
Materials & Supplies	267,775	200,083	74.72%
Contractual Services	107,966	38,229	35.41%
Capital Outlay	148,662	1,745	1.17%
Transfers Out	5,000	-	0.00%
Other Costs	1,487,460	1,464,917	98.48%
Utility Expense	2,150	308	14.33%
Total Expenditures	\$ 2,366,989	\$ 1,823,606	77.04%
Net Revenue (Shortfall)	\$ 245,023	\$ (1,007,187)	-45.79%

Property Insurance Fund Summary of Cash and Investments

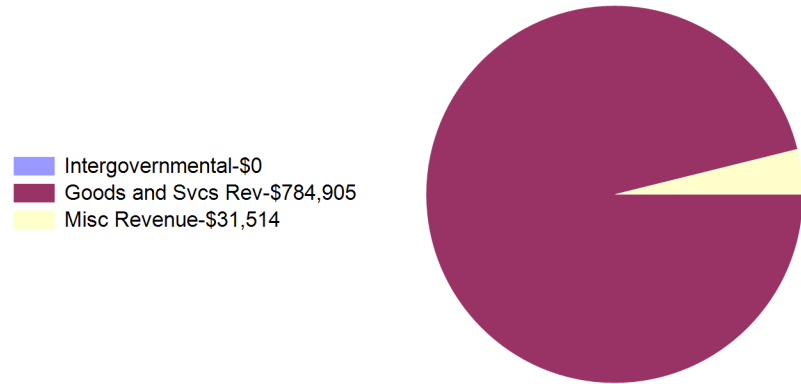
Cash	\$ (704,496)
	\$ (704,496)

City of Casper, Wyoming

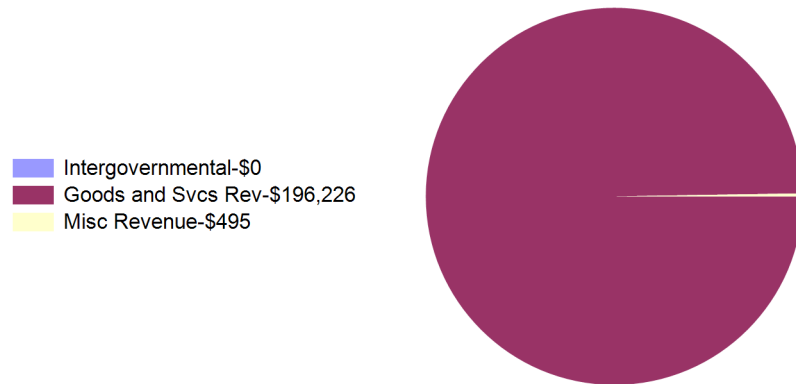
Property Insurance Fund Summary of Revenues and Expenditures

For Fiscal Year 2023 as of October 31, 2022
33.33 % OF THE FISCAL YEAR HAS ELAPSED

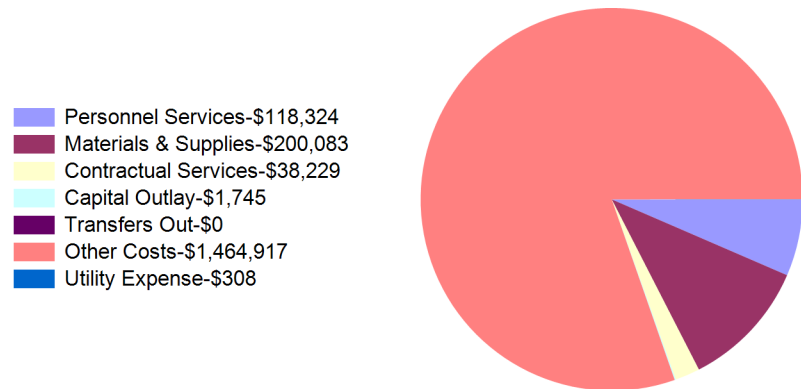
Year To Date Revenues
\$816,419



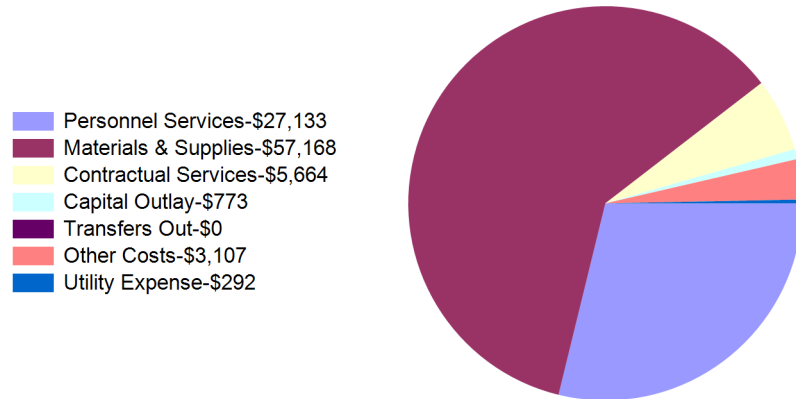
Month To Date Revenues
\$196,721



Year To Date Expenditures
\$1,823,606



Month To Date Expenditures
\$94,138



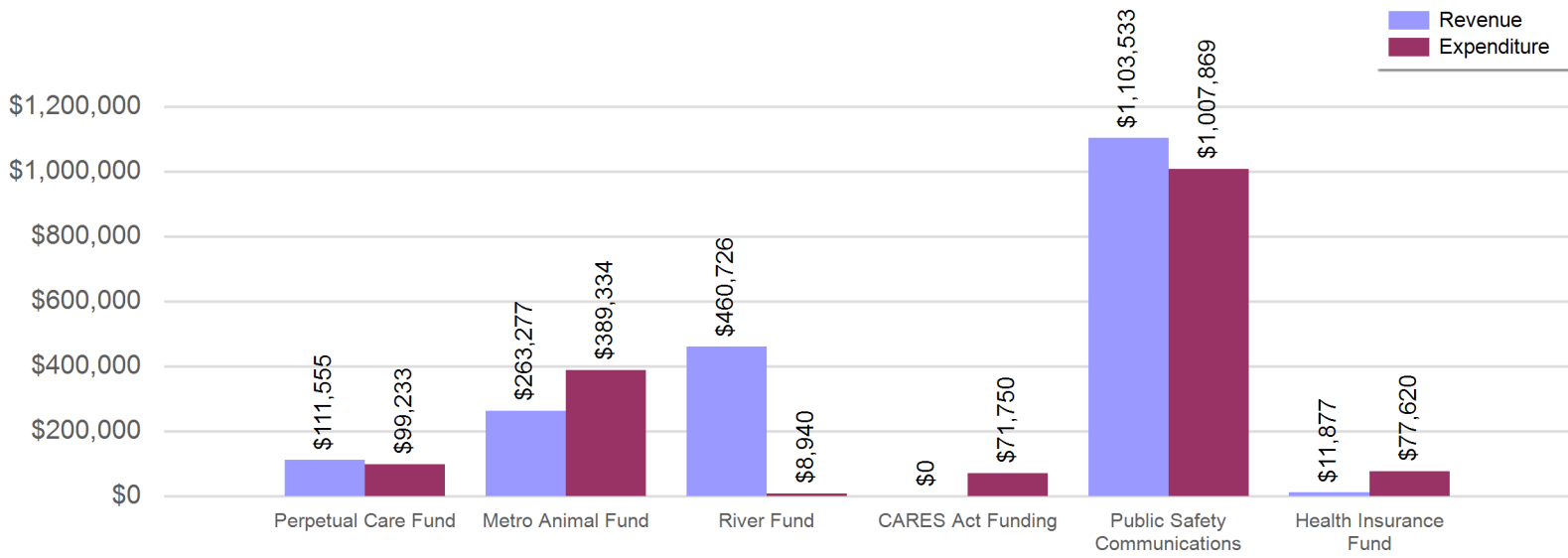
City of Casper, Wyoming
Trust & Agency Funds Consolidated Balance Sheet

For Fiscal Year 2023 as of October 31, 2022
33.33 % OF THE FISCAL YEAR HAS ELAPSED

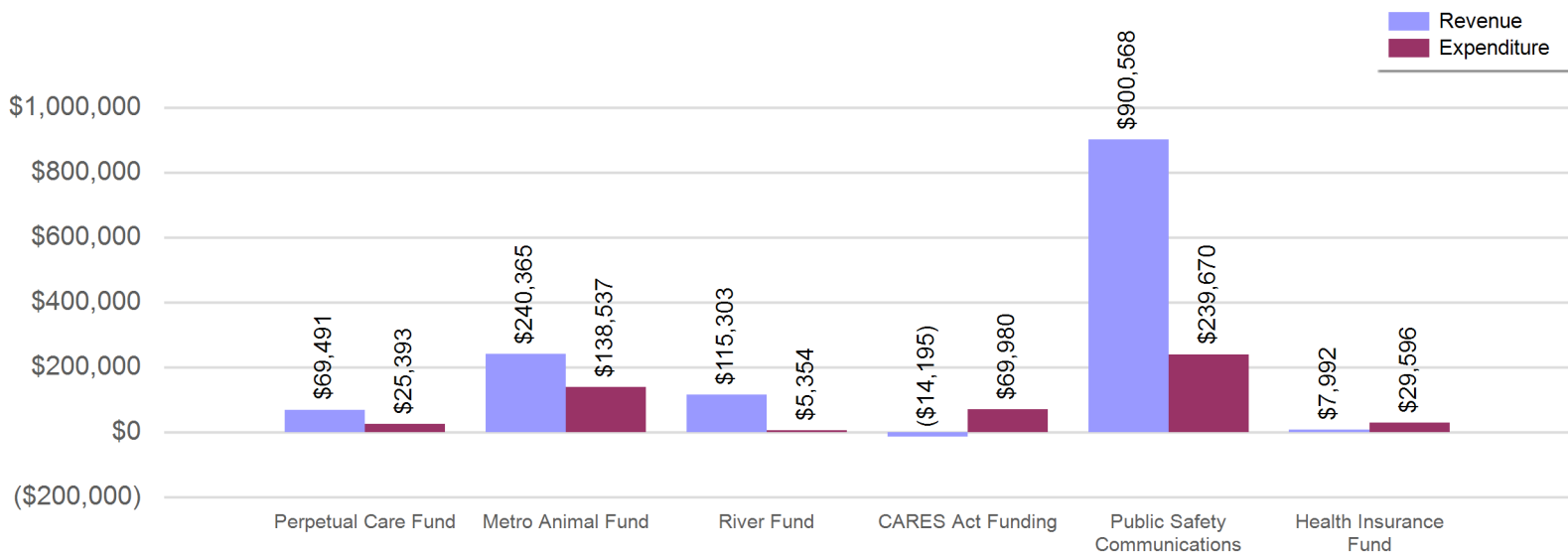
	Perpetual Care Fund	Metro Animal Fund	River Fund	CARES Act Funding	Public Safety Communications	Health Insurance Fund
ASSETS						
Current Assets						
Cash	\$ 670,360	\$ 251,610	\$ 978,166	\$ 37,848	\$ 596,580	\$ 123,406
Investments	28,973,781	541,037	100,124	12,242,707		3,344,992
Market Adjustments	-	-		-		-
Loans Receivable	898,735					
Accounts Receivable	-	65,868	-		318,959	
Prepaid Expenses					35,002	
Total Current Assets	30,542,876	858,516	1,078,291	12,280,556	950,541	3,468,398
Total Assets	\$ 30,542,876	\$ 858,516	\$ 1,078,291	\$ 12,280,556	\$ 950,541	\$ 3,468,398
LIABILITIES						
Current Liabilities						
Accounts Payable	\$ -	\$ 43,330	\$ 4,924	\$ 71,923	\$ 104,656	\$ 64,454
Accrued Wages and Benefits Payable		20,515	-	-	60,975	
Deferred Revenue			223,000	1,115,446		
Total Current Liabilities	-	63,846	227,924	1,187,369	165,631	64,454
Total Liabilities	\$ -	\$ 63,846	\$ 227,924	\$ 1,187,369	\$ 165,631	\$ 64,454
NET POSITION						
Unrestricted	\$ 30,542,876	\$ 794,670	\$ 850,367	\$ 11,093,186	\$ 784,909	\$ 3,403,944
Total Net Position	\$ 30,542,876	\$ 794,670	\$ 850,367	\$ 11,093,186	\$ 784,909	\$ 3,403,944

City of Casper, Wyoming
Trust & Agency Funds Revenue and Expenditure Comparison
 For Fiscal Year 2023 as of October 31, 2022
 33.33 % OF THE FISCAL YEAR HAS ELAPSED

Trust & Agency Funds YTD Revenue and Expenditure Comparison



Trust & Agency Funds MTD Revenue and Expenditure Comparison



City of Casper, Wyoming
Perpetual Care Fund Statement of Revenues and Expenditures

For Fiscal Year 2023 as of October 31, 2022
 33.33 % OF THE FISCAL YEAR HAS ELAPSED

	Revised Budget	Current Year To Date	Current Year % of Budget
Revenues:			
Misc Revenue	\$ 315,922	\$ 103,306	32.70%
Other Sources	24,747	8,249	33.33%
Total Revenues	\$ 340,669	\$ 111,555	32.75%
	Revised Budget	Current Year To Date	Current Year % of Budget
Expenditures:			
Contractual Services	\$ 22,014	\$ 6,325	28.73%
Transfers Out	308,722	92,907	30.09%
Total Expenditures	\$ 330,736	\$ 99,233	30.00%
Net Revenue (Shortfall)	\$ 9,933	\$ 12,322	2.74%

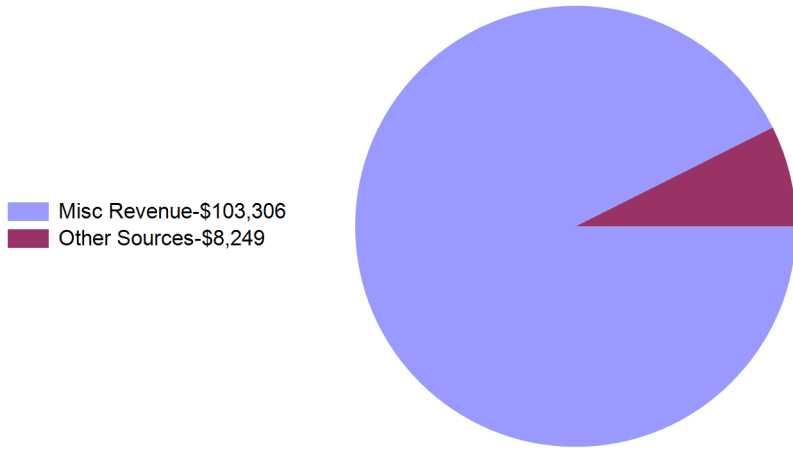
Perpetual Care Fund Summary of Cash and Investments

Cash	\$ 670,360
Investments	28,973,781
	\$ 29,644,141

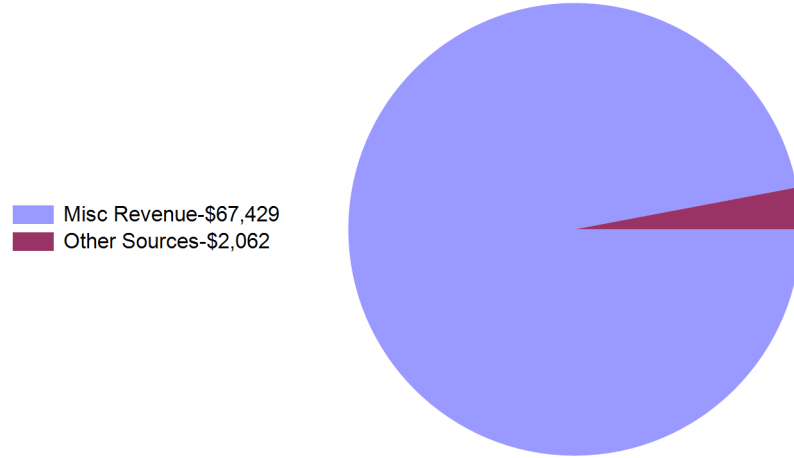
City of Casper, Wyoming Perpetual Care Fund Summary of Revenues and Expenditures

For Fiscal Year 2023 as of October 31, 2022
33.33 % OF THE FISCAL YEAR HAS ELAPSED

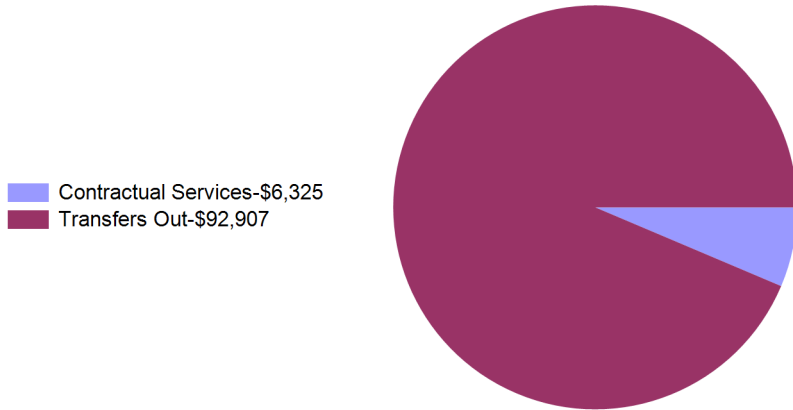
Year To Date Revenues
\$111,555



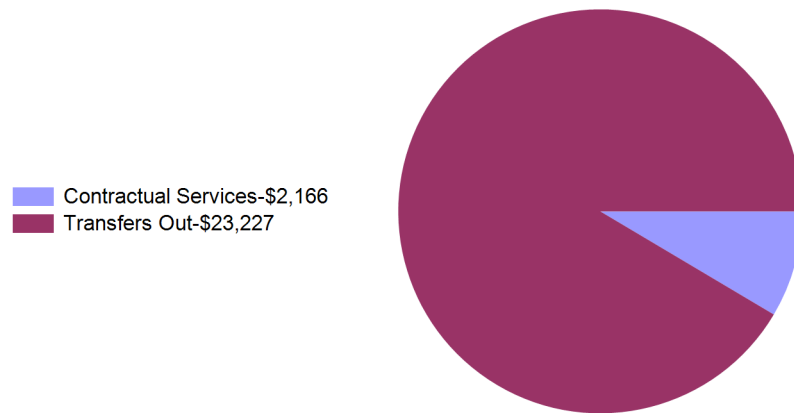
Month To Date Revenues
\$69,491



Year To Date Expenditures
\$99,233



Month To Date Expenditures
\$25,393



City of Casper, Wyoming
Metro Fund Statement of Revenues and Expenditures

For Fiscal Year 2023 as of October 31, 2022
33.33 % OF THE FISCAL YEAR HAS ELAPSED

	<u>Revised Budget</u>	<u>Current Year To Date</u>	<u>Current Year % of Budget</u>
Revenues:			
Licences and Permits	\$ 5,000	\$ 815	16.30%
Intergovernmental	224,012	76,678	34.23%
Goods and Svcs Rev	31,000	11,532	37.20%
Misc Revenue	26,510	4,005	15.11%
Other Sources	1,189,781	170,247	14.31%
Total Revenues	\$ 1,476,303	\$ 263,277	17.83%

	<u>Revised Budget</u>	<u>Current Year To Date</u>	<u>Current Year % of Budget</u>
Expenditures:			
Personnel Services	\$ 959,535	\$ 237,431	24.74%
Materials & Supplies	171,278	35,615	20.79%
Contractual Services	111,157	47,714	42.92%
Capital Outlay	216,267	-	0.00%
Transfers Out	117,157	51,963	44.35%
Other Costs	56,061	12,073	21.54%
Utility Expense	16,500	4,537	27.50%
Total Expenditures	\$ 1,647,955	\$ 389,334	23.63%

Net Revenue (Shortfall)	\$ (171,652)	\$ (126,057)	-5.79%
--------------------------------	---------------------	---------------------	---------------

Metro Fund Summary of Cash and Investments

Cash	\$ 251,610
Investments	541,037
	<u>\$ 792,647</u>

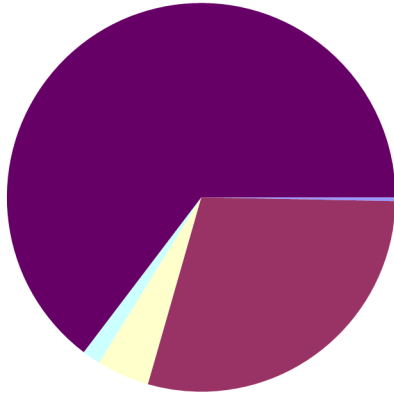
City of Casper, Wyoming

Metro Fund Summary of Revenues and Expenditures

For Fiscal Year 2023 as of October 31, 2022
33.33 % OF THE FISCAL YEAR HAS ELAPSED

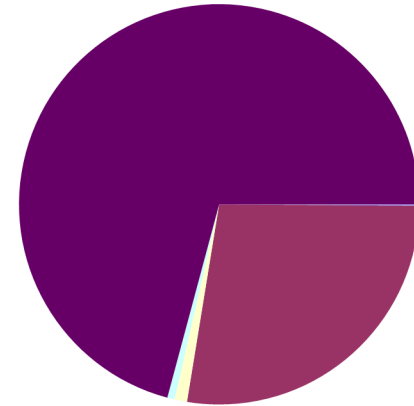
Year To Date Revenues
\$263,277

- Licences and Permits-\$815
- Intergovernmental-\$76,678
- Goods and Svcs Rev-\$11,532
- Misc Revenue-\$4,005
- Other Sources-\$170,247



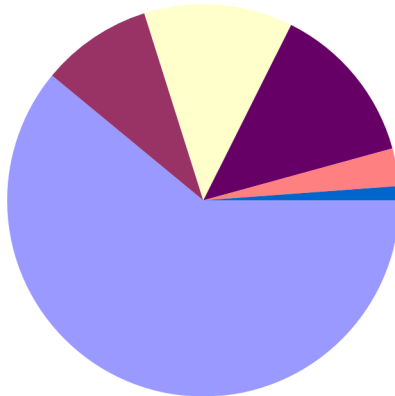
Month To Date Revenues
\$240,365

- Licences and Permits-\$265
- Intergovernmental-\$66,007
- Goods and Svcs Rev-\$2,424
- Misc Revenue-\$1,422
- Other Sources-\$170,247



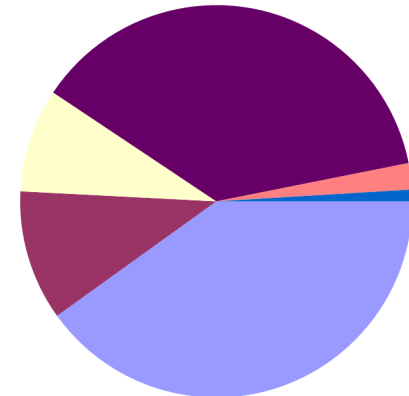
Year To Date Expenditures
\$389,334

- Personnel Services-\$237,431
- Materials & Supplies-\$35,615
- Contractual Services-\$47,714
- Capital Outlay-\$0
- Transfers Out-\$51,963
- Other Costs-\$12,073
- Utility Expense-\$4,537



Month To Date Expenditures
\$138,537

- Personnel Services-\$55,531
- Materials & Supplies-\$14,867
- Contractual Services-\$11,839
- Capital Outlay-\$0
- Transfers Out-\$51,963
- Other Costs-\$3,005
- Utility Expense-\$1,332



City of Casper, Wyoming
River Fund Statement of Revenues and Expenditures

For Fiscal Year 2023 as of October 31, 2022
33.33 % OF THE FISCAL YEAR HAS ELASPED

	<u>Revised Budget</u>	<u>Current Year To Date</u>	<u>Current Year % of Budget</u>
Revenues:			
Intergovernmental	\$ 4,669,291	\$ -	0.00%
Misc Revenue	1,265,000	12,472	0.99%
Other Sources	1,379,762	448,254	32.49%
Total Revenues	\$ 7,314,053	\$ 460,726	6.30%
	<u>Revised Budget</u>	<u>Current Year To Date</u>	<u>Current Year % of Budget</u>
Expenditures:			
Personnel Services	\$ 10,000	\$ 2,167	21.67%
Materials & Supplies	14,660	2,186	14.91%
Contractual Services	8,000	17	0.21%
Capital Outlay	7,245,040	4,570	0.06%
Other Costs	850	-	0.00%
Total Expenditures	\$ 7,278,550	\$ 8,940	0.12%
Net Revenue (Shortfall)	\$ 35,503	\$ 451,786	6.18%

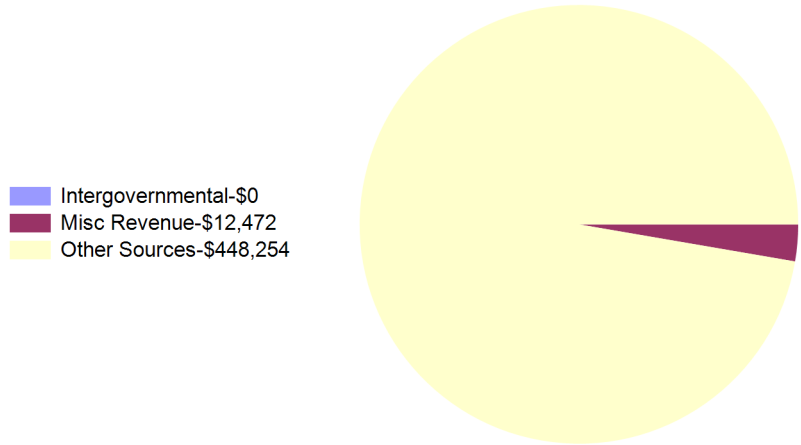
River Fund Summary of Cash and Investments

Cash	\$ 978,166
Investments	100,124
	<u>\$ 1,078,291</u>

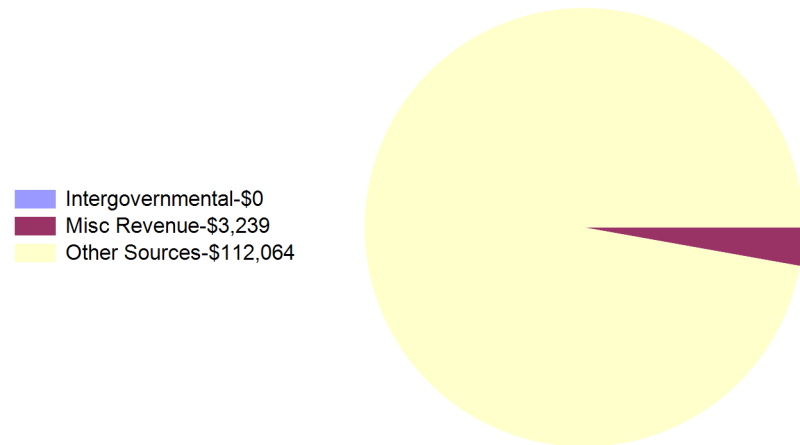
City of Casper, Wyoming River Fund Summary of Revenues and Expenditures

For Fiscal Year 2023 as of October 31, 2022
33.33 % OF THE FISCAL YEAR HAS ELAPSED

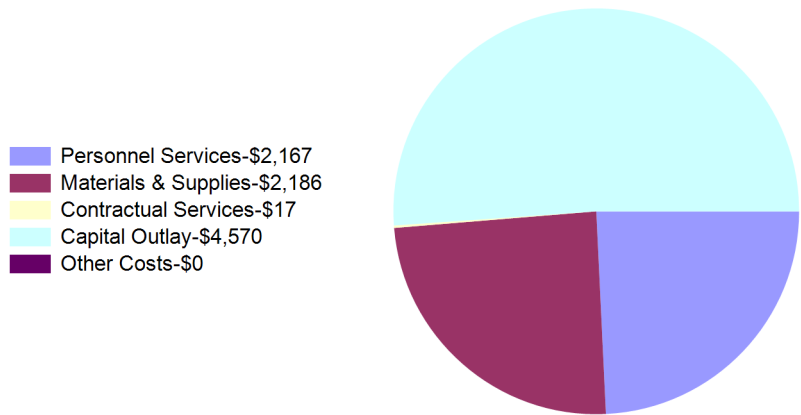
Year To Date Revenues
\$460,726



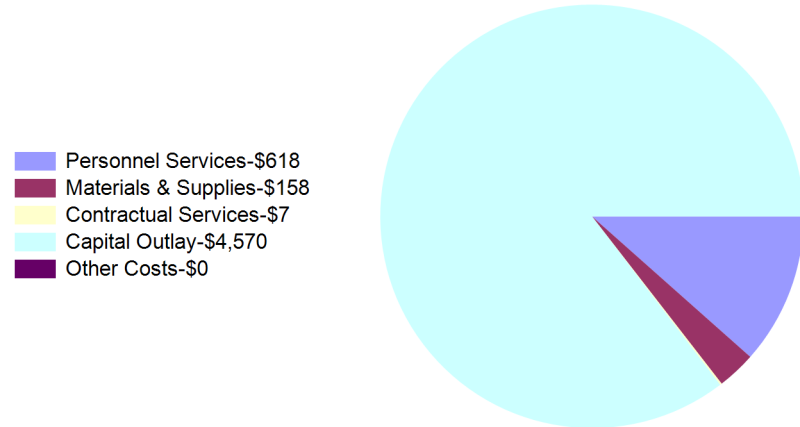
Month To Date Revenues
\$115,303



Year To Date Expenditures
\$8,940



Month To Date Expenditures
\$5,354



City of Casper, Wyoming
CARES Act Funding Statement of Revenues and Expenditures
 For Fiscal Year 2023 as of October 31, 2022
 33.33 % OF THE FISCAL YEAR HAS ELASPED

	<u>Revised Budget</u>	<u>Current Year To Date</u>	<u>Current Year % of Budget</u>
Revenues:			
Misc Revenue	\$ -	\$ -	
Total Revenues	\$ -	\$ -	

	<u>Revised Budget</u>	<u>Current Year To Date</u>	<u>Current Year % of Budget</u>
Expenditures:			
Materials & Supplies	\$ 3,250	\$ 750	23.08%
Contractual Services	71,000	71,000	100.00%
Total Expenditures	\$ 74,250	\$ 71,750	96.63%
Net Revenue (Shortfall)	\$ (74,250)	\$ (71,750)	#Error

CARES Act Funding Summary of Cash and Investments

Cash	\$ 37,848
Investments	12,242,707
	<u>\$ 12,280,556</u>


City of Casper, Wyoming
CARES Act Funding Summary of Revenues and Expenditures
For Fiscal Year 2023 as of October 31, 2022
33.33 % OF THE FISCAL YEAR HAS ELAPSED

Year To Date Revenues
\$0

Misc Revenue-\$0

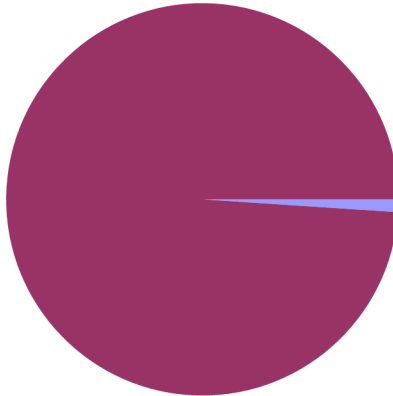
Month To Date Revenues
(\$14,195)

Misc Revenue-(\$14,195)



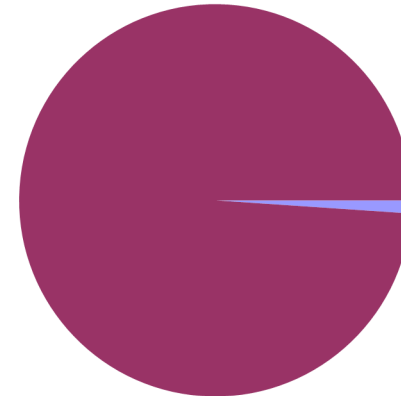
Year To Date Expenditures
\$71,750

Materials & Supplies-\$750
Contractual Services-\$71,000



Month To Date Expenditures
\$69,980

Materials & Supplies-\$750
Contractual Services-\$69,230



City of Casper, Wyoming
PSCC Fund Statement of Revenues and Expenditures
For Fiscal Year 2023 as of October 31, 2022
33.33 % OF THE FISCAL YEAR HAS ELAPSED

	<u>Revised Budget</u>	<u>Current Year To Date</u>	<u>Current Year % of Budget</u>
Revenues:			
Intergovernmental	\$ 602,030	\$ 241,532	40.12%
Goods and Svcs Rev	178,332	77,269	43.33%
Misc Revenue	750,000	202,965	27.06%
Other Sources	1,403,069	581,767	41.46%
Total Revenues	\$ 2,933,431	\$ 1,103,533	37.62%

	<u>Revised Budget</u>	<u>Current Year To Date</u>	<u>Current Year % of Budget</u>
Expenditures:			
Personnel Services	\$ 1,837,358	\$ 580,799	31.61%
Materials & Supplies	43,058	3,877	9.01%
Contractual Services	638,191	345,036	54.06%
Capital Outlay	344,503	3,992	1.16%
Other Costs	85,481	32,525	38.05%
Utility Expense	150,000	41,640	27.76%
Total Expenditures	\$ 3,098,591	\$ 1,007,869	32.53%
Net Revenue (Shortfall)	\$ (165,160)	\$ 95,664	5.09%

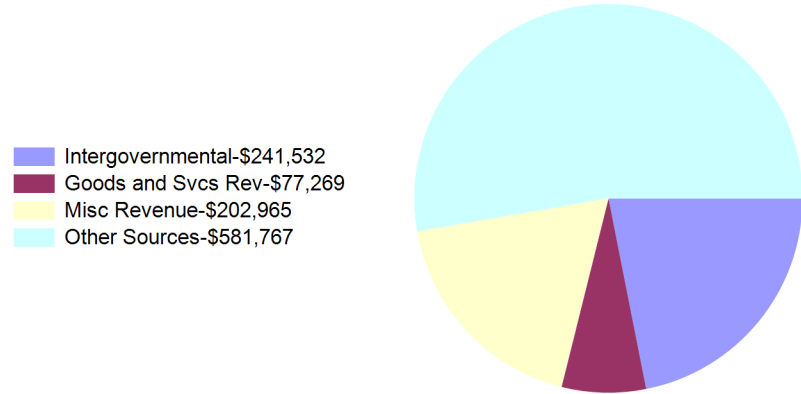
PSCC Fund Summary of Cash and Investments

Cash	\$ 596,580
Investments	-
	<u>\$ 596,580</u>

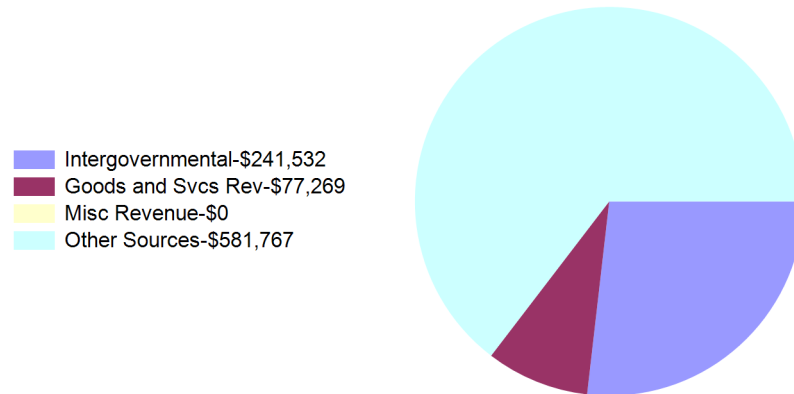
City of Casper, Wyoming PSCC Fund Summary of Revenues and Expenditures

For Fiscal Year 2023 as of October 31, 2022
33.33 % OF THE FISCAL YEAR HAS ELAPSED

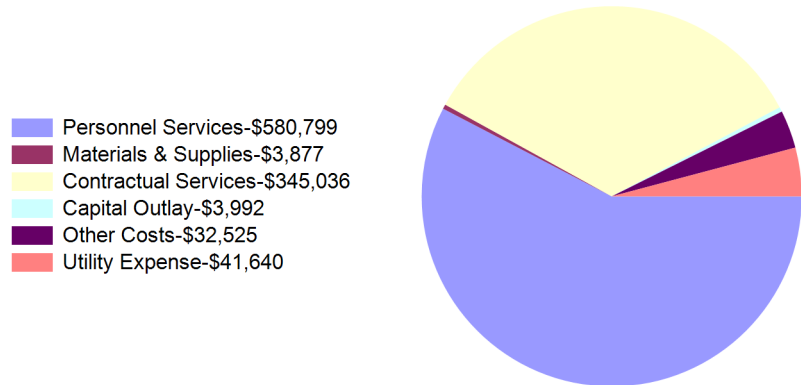
Year To Date Revenues
\$1,103,533



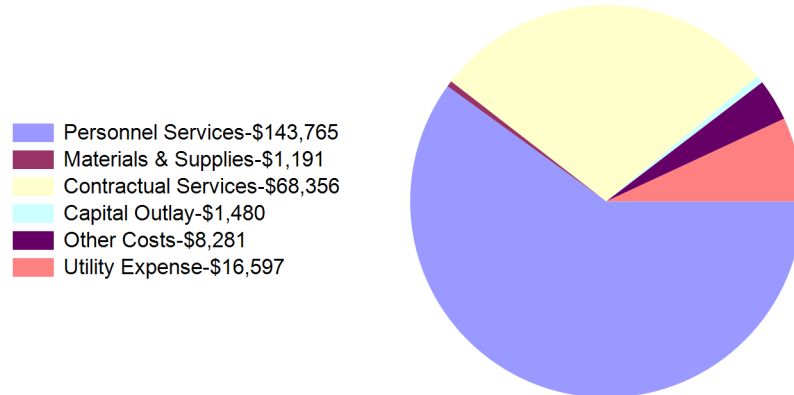
Month To Date Revenues
\$900,568



Year To Date Expenditures
\$1,007,869



Month To Date Expenditures
\$239,670



City of Casper, Wyoming
Health Insurance Fund Statement of Revenues and Expenditures

For Fiscal Year 2023 as of October 31, 2022
 33.33 % OF THE FISCAL YEAR HAS ELAPSED

	Revised Budget	Current Year To Date	Current Year % of Budget
Revenues:			
Misc Revenue	\$ 25,576	\$ 11,877	46.44%
Total Revenues	\$ 25,576	\$ 11,877	46.44%
	Revised Budget	Current Year To Date	Current Year % of Budget
Expenditures:			
Personnel Services	\$ 33,500	\$ -	0.00%
Materials & Supplies	6,700	465	6.94%
Contractual Services	361,824	77,118	21.31%
Other Costs	15,300	36	0.24%
Total Expenditures	\$ 417,324	\$ 77,620	18.60%
Net Revenue (Shortfall)	\$ (391,748)	\$ (65,743)	27.84%

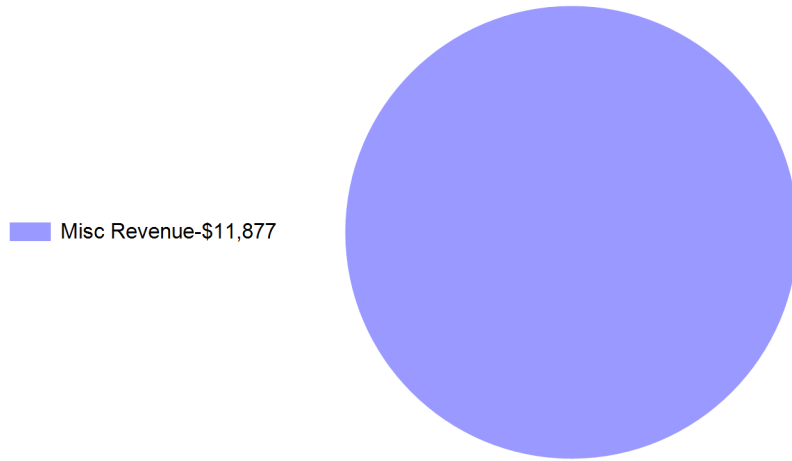
Health Insurance Fund Summary of Cash and Investments

Cash	\$ 123,406
Investments	3,344,992
	\$ 3,468,398

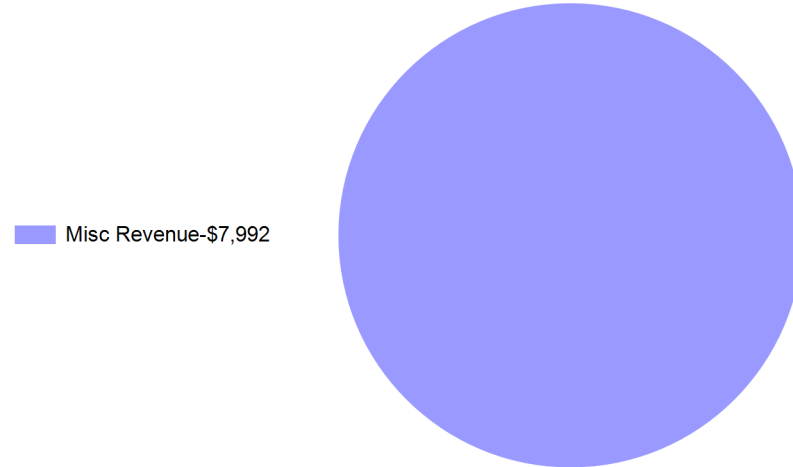
City of Casper, Wyoming Health Insurance Fund Summary of Revenues and Expenditures

For Fiscal Year 2023 as of October 31, 2022
33.33 % OF THE FISCAL YEAR HAS ELAPSED

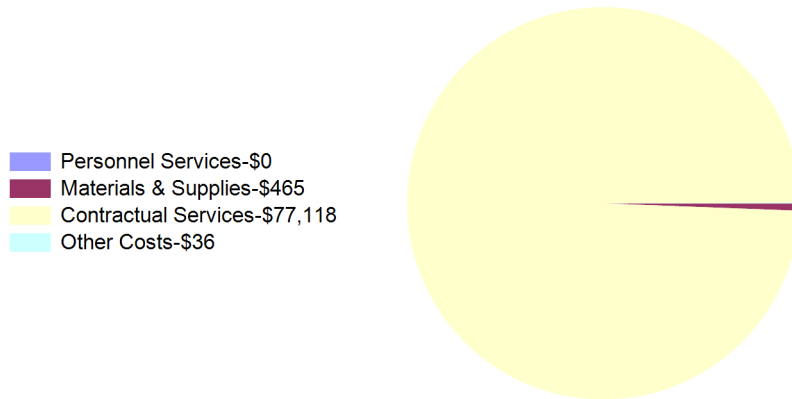
Year To Date Revenues
\$11,877



Month To Date Revenues
\$7,992



Year To Date Expenditures
\$77,620



Month To Date Expenditures
\$29,596

